

# ALUMINUM CELL ART DESIGNS (#AC)

**Designed for:**

- Office Buildings
- Retail Stores
- Class Rooms
- Rec Rooms
- Nursing Homes
- Any Commercial Application

**Options:**

- Standard cell sizes stocked: 9, 12, 18 & 32
- Others may be special orders

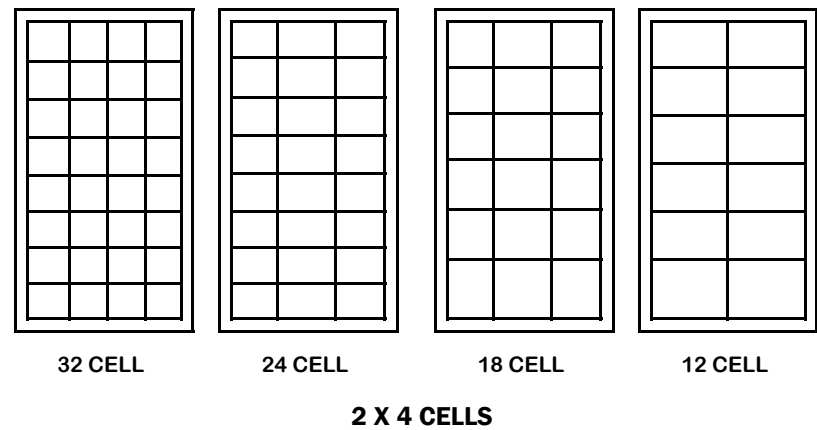
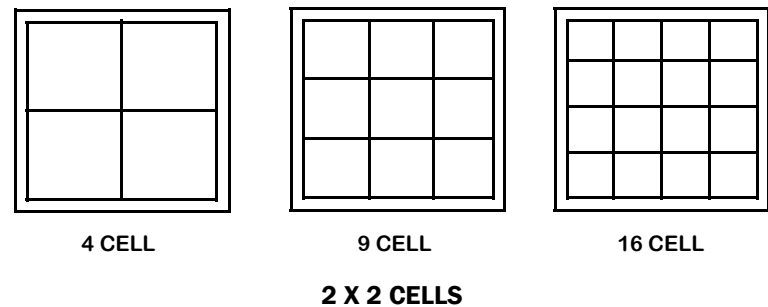
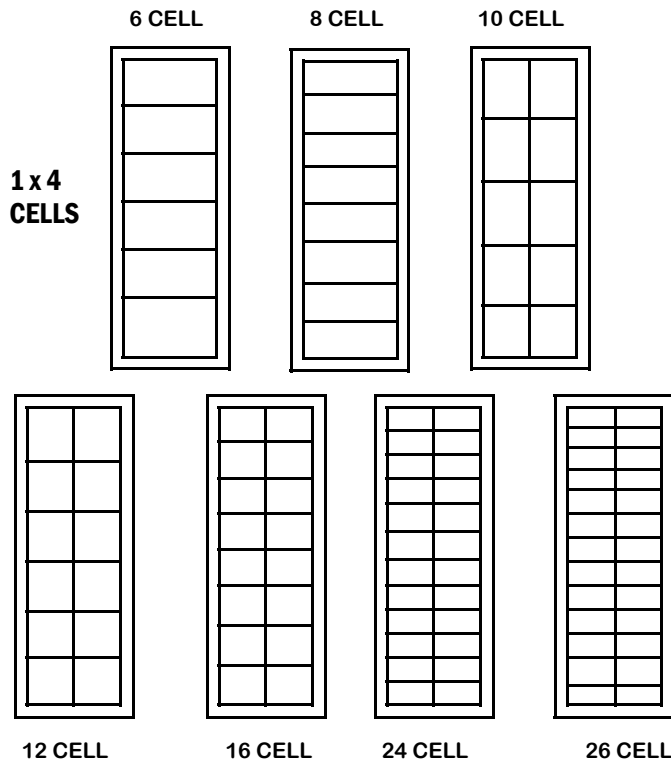
Fits into our Grid/  
Recess & Surface  
Mounted Fixtures.

Choose from standard  
3" deep patterns.

Ideal for no glare  
Lighting

Major light output  
within 30 deg./60 deg.  
Zone.

Gives straight-down  
lighting, the larger the  
opening affords the  
most lighting.



**E. B. LIGHTING & SUPPLIES, INC.**

1107 East Baltimore St., Baltimore MD 21202      410-276-7817      fax: 410-276-7307