
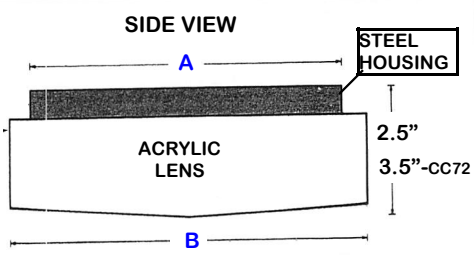




## COVERED CIRCLE & SQUARE CIRCLES, SQUARE & MINI CLOUD

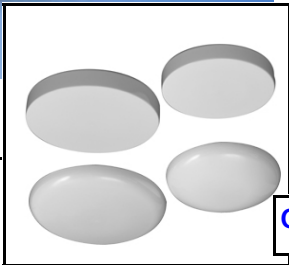


*Designed for Kitchens, Corridors, Stairwells, Aisles, Closets, Rec Rooms, Halls*

**STANDARD ROUND HOUSING & LENS DIMENSIONS**

E.B. ID#	A	B
CC-22	10"	10-3/4"
CC-32	12-3/4"	13-3/4"
CC-72	17"	18-3/4"



**OTHER GLOBES SPECIAL ORDER**

### Options:

#### **Round or Square:**

11", 14" & 19" lens

#### **Mini Cloud:**

14" len

Various different

Round styles

(special order)

Circleline Lamps

PL Lamps

2D Lamps

120V & 277V

### Features:

- Covered circlelines have high reflectance bake white enamel finish
- Features smooth white diffuser that provides a warm, glare free illumination.
- Available in circle lamps, PL (*compact fluorescent*) and 2D Lamps.
- Completely wired and ready to hang
- Each individually boxed
- All PL fixtures lamped with 827 lamps
- All Circlelines lamped with cool white lamps

**We carry replacement parts for all the fixtures we manufacture**

**E. B. LIGHTING & SUPPLIES, INC.**

1107 East Baltimore St., Baltimore MD 21202

410-276-7617


fax: 410-276-7307



**COVERED SURFACE FIXTURES  
ROUND, SQUARE or MINI CLOUDS**

**MAGNETIC T9 & 2D ORDERING INFO**


**ROUND #CC**

E.B. Fixture Description	Tube Size	#Lamps & Watts	Dimensions Dia. X Hgt.
1/22	T9	1-22	11" x 3-1/4"
1/32	T9	1-32	14" x 3-1/2"
22/32	T9	1-22&32	14" x 3-1/2"
32/40	T9	1-32&40	19" x 4-1/4"
2D LAMP	2D	1-2D	14" x 3-1/2"
<b>SQUARE #SQ</b>			
1/22	T9	1-22	11" x 3-1/4"
1/32	T9	1-32	11" x 3-1/4"
22/32	T9	1-22&32	14" x 3-1/2"
32/40	T9	1-32&40	19" x 4-1/4"
<b>MINI CLOUD #MC</b>			
			
1/32	T9	1-32	15" x 2-1/2"
22/32	T9	1-22&32	15" x 2-1/2"
32/40	T9	1-32&40	19" x 2-1/2"

Optional Polycarbon Hi-Impact Lens are Available!

**PLL ORDERING INFO**

**ROUND #CCPL**

E.B. Fixture Description	Tube Size	#Lamps & Watts	Dimensions Dia. X Hgt.
1/7	PL	1-7w	11" x 3-1/4"
1/9	PL	1-9w	11" x 3-1/4"
1/13	PL	1-13w	11" or 14" bdy
2/7	PL	2-7w	11" or 14" bdy
2/9	PL	2-9w	11" or 14" bdy
2/13	PL	2-13w	11" or 14" bdy
2/26	QUAD	2-26w	14" or 19" bdy
3/9	PL	3-9w	11" or 14" bdy
3/13	PL	3-13w	11" or 14" bdy
<b>SQUARE #SQPL</b>			
1/7	PL	1-7w	11" x 3-1/4"
1/9	PL	1-9w	11" x 3-1/4"
1/13	PL	1-13w	11" or 14" bdy
2/7	PL	2-7w	11" or 14" bdy
2/9	PL	2-9w	11" or 14" bdy
2/13	PL	2-13w	11" or 14" bdy
3/9	PL	3-9w	11" or 14" bdy
3/13	PL	3-13w	11" or 14" bdy
<b>MINI CLOUD #MCPL</b>			
			
2/13	PL	2-13w	15" x 2-1/2"
3/13	PL	3-13w	15" x 2-1/2"

Optional Polycarbon Hi-Impact Lens are Available!

**E. B. LIGHTING & SUPPLIES, INC.**

1107 East Baltimore St., Baltimore MD 21202

410-276-7617

fax: 410-276-7307