

L.E.D.

EXPERTS



LED & FLUORESCENT LIGHTING

## LED RDI CENTER BASKET (LED RDI-S) 1x4' 2x2' & 2x4' Recessed SHALLOW



*Designed for Classrooms, Corridors, Office Areas, Retail & Supermarkets*



### FEATURES:

Baffle and curved reflector produce light, fully illuminating the fixture housing.

Soft, balanced illumination for a contemporary appearance and comfortable low glare light.

Housing and reflector are fully recessed above the ceiling plane.

Translucent, opal white acrylic

### Options:

- Emergency Power pack.
- Earth quake clips
- Radio interference filter.
- Fuse holder.
- Flexible metal whip-6'x 3/8" gauge conductors.
- Square Center Lens

## Recessed T-Bar Full Volume Luminaire

### Features:

- **Construction:** Die-formed, heavy gauge cold rolled steel housing assembly. Precision formed, cold rolled steel reflector. Die formed, perforated cold rolled steel shielding. Wiring access plate is provided on back of housing, for flexible conduit attachment. Back Access Only.
- **Finish:** Powder painted matte white visible surfaces.
- **Optics System:** Shields provide full illumination, reflectors are precision formed and contoured to provide soft, low glare illumination while maintaining high efficiency and a wide uniform lighting distribution.
- **Electrical:** Standard voltage is 120-277v, fixtures are have access plate to facilitate wiring, & sufficient knockouts.
- **Mounting:** Holes provided for chain mounting support to building structure. Integral earthquake clips.
- **Fixture:** Individually boxed

**We carry replacement parts for all the fixtures we manufacture**

**E. B. LIGHTING & SUPPLIES, INC.**

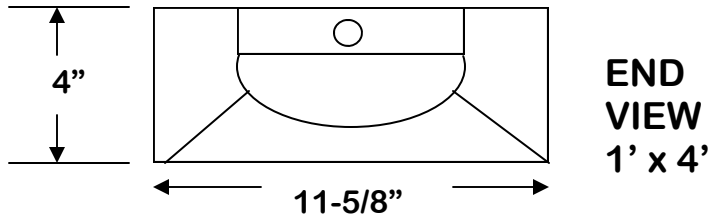
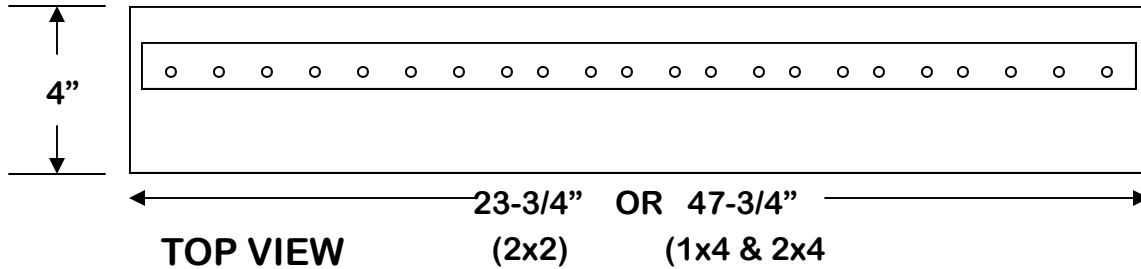
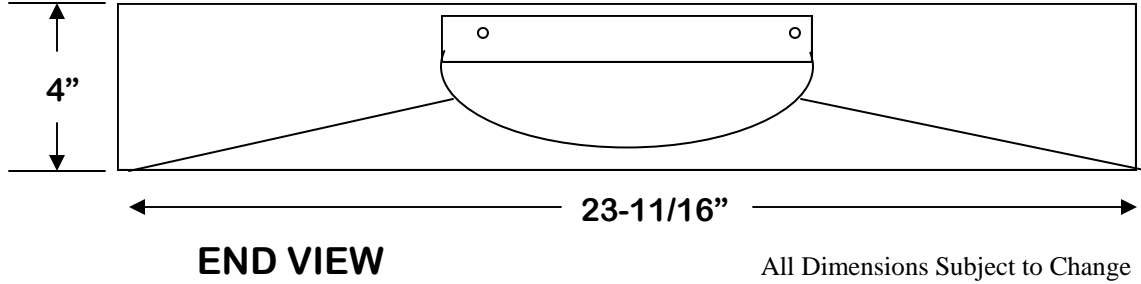
1107 East Baltimore St., Baltimore MD 21202

410-276-7617

fax: 410-276-7307

# LED SHALLOW RDI CENTER DISH BASKET DIMENSIONS

## Series Dimensions



**CENTER LENS  
ROUND  
ALSO  
AVAILABLE  
IN SQUARE  
CENTER LENS**

### LED RDI-C - ORDERING GUIDE

SIZE	LUMEN/ WATTS	KELVIN	VOLTAGE	DIMMING	OPTIONS
1x4	<u>2x2 OPTIONS</u>				EMG- 1200 EMERGENCY BACKUP BALLAST
2X2	2400/24	3000	C-120-277	BLANK -	AIR- AIR RETURN
2X4	3500/33	3500	Standard	0-10V IS	WHIP- FLEXIBLE WHIP
	4000/39	4000		STANDARD	6'x3' #18GA
	4900/49	5000	480-480v	Step-Step dimming	FLANGE- DRYWALL KIT
	<u>1x4 &amp; 2x4 OPTIONS</u>				
	4000/39				
	6000/56				
	8000/77				
	9400/93				



**E.B. LIGHTING & SUPPLIES, INC.**  
1107 East Baltimore Street  
Baltimore 410-276-7617 MD 21202  
fax: 410-276-7307

[www.eblights.com](http://www.eblights.com)      [eb@eblights.com](mailto:eb@eblights.com)