




LED RDI DISH LOW PROFILE (LEDRDI-LP)
1x4' , 2x2 ' & 2x4' sizes




Designed for Classrooms, Corridors, Office Areas, Retail & Supermarkets



IDEAL FOR SHALLOW OR OBSTRUCTED PLENUM APPLICATIONS

ULTRA-SHALLOW DESIGN

Fits Standard T-Bar Grid



WE WILL CUSTOM BUILD: CHOOSE YOUR LUMENS, KEVINS & VOLTAGE

Options:

Emergency Ballast
 Drywall flange kits are available
 Clear acrylic diffuser with white louver
 Round or rectangular perforated metal shield
 Air supply slots
 Flexible metal whip
 6' X 3/18 gauge
 9/16" T-Bar Grid

Features:

- **Premium** grade recessed with an almost limitless range of applications.
- **Construction** die-formed and riveted, heavy gauge steel assembly. Die-formed steel end-caps. Precision-formed steel reflector. Die-formed, perforated cold rolled steel shielding.
- **Finish** white polyester powder painted visible surfaces.
- **Optics System:** standard diffuser is frosted ribbed linear acrylic lens. Indirect reflectors are formed & contoured for soft, low-glare, indirect illumination for uniform light distribution. Mini baffle is available, also optional round or rectangular perforated metal shield.
- **Completely** wired and ready to hang.
- **Mounting:** specifically designed for T-Bar applications. Holes for chain-mounting, integral earthquake clips.

We carry replacement parts for all the fixtures we manufacture

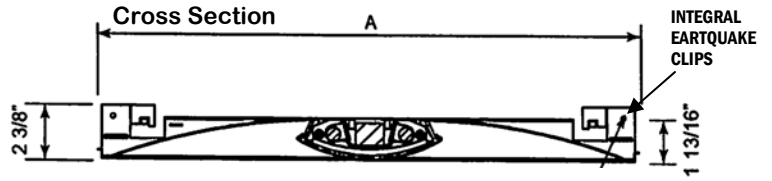
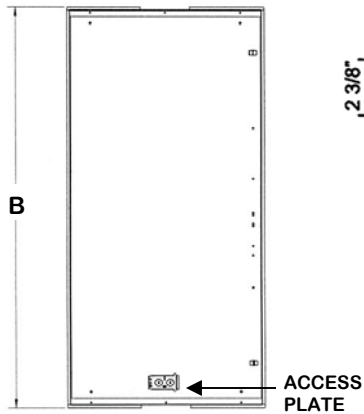
E. B. LIGHTING & SUPPLIES, INC.

1107 East Baltimore St., Baltimore MD 21202 410-276-7617 fax: 410-276-7307

LED RDI DISH LOW PROFILE DIMENSIONS

Product Details:

Dimensions



MODEL	NOMINAL LENGTH	A	B
1x4	48"	11-3/4"	47-3/4"
2X4	48"	23-3/4"	23-3/4"
2X2	24"	19-3/4"	23-3/4"

Dimensions and Styles are Subject to Change

LED RDI-LP Ordering Info:

SIZE	LUMEN/ WATTS	KELVIN	VOLTAGE	DIMMING	OPTIONS	
1x4	<u>2x2 OPTIONS</u> 1950/25 2700/33 3500/44	3000	C-120-277	BLANK -	EMG- EMERGENCY BALLAST	
2X2		3500	480-480v	10V	AIR- AIR RETURN	
2X4		4000			IS STANDARD	WHIP- FLEXIBLE WHIP
		5000				6'x3' #18GA FLANGE- DRYWALL KIT
	<u>1x4 & 2x4 OPTIONS</u> 3800/44 5000/61 6700/87 10000/123				<u>LENS & BAFFLE-SELECT ONE:</u> STANDARD (RIBBED ACRYLIC) SHIELD RECT PERF MATTE WHITE SHIELD PERF HOLE PATTERN WHITE MINI BAFFLE w/STRAIGHT BLADE CLEAR RIBBED LIN ACRYLIC LENS	

**NOTE: For Drywall applications
Use optional flange kits**

**WE WILL CUSTOM BUILD: CHOOSE YOUR
LUMENS, KEVINS & VOLTAGE**



E.B. LIGHTING & SUPPLIES, INC.

1107 East Baltimore Street
Baltimore MD 21202

410-276-7617

fax: 410-276-7307

www.eblights.com

mail: eblights.com