



TANDEM INDUSTRIAL (Series TIN) 4' to 8' in T5, T8 or T12



Designed for Coves, Garages, Storage & Utility Areas, Workshops, Valances



AVAILABLE IN WHITE STEEL
or ALUMINUM REFLECTORS

Options:

Emergency Ballast
Dimming Ballast
Wire Guards
Alignment Clips
Plug & Cords
Switches
V Hooks
S Hooks
Jack Chain
Reflectors
Plastic Sleeves

Features:

- **Heavy-duty** construction prime cold rolled steel.
- **Pre-painted** high-reflectance white housing.
- **Mounting** holes are provided for surface, chain or stem-mounted.
- **Choice of** white steel or aluminum reflectors
- **Versatile** end-plate doubles as coupler for continuous mounting.
- **Completely** wired and ready to hang.
- **Available** in T5, T8, T12 (*but not all lengths*)

We carry replacement parts for all the fixtures we manufacture

E. B. LIGHTING & SUPPLIES, INC.

1107 East Baltimore St., Baltimore MD 21202

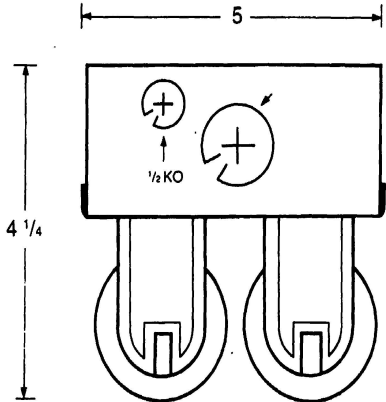
410-276-7617

fax: 410-276-7307

TANDEM INDUSTRIAL DIMENSIONS


ONE BODY USING 2', 3' or 4' LAMPS*

"A" LENGTHS
ONE 2' BODY
ONE 6' BODY
ONE 8' BODY
***TWO 6' or 8'**
BODIES
USING 6' or 8' LAMPS

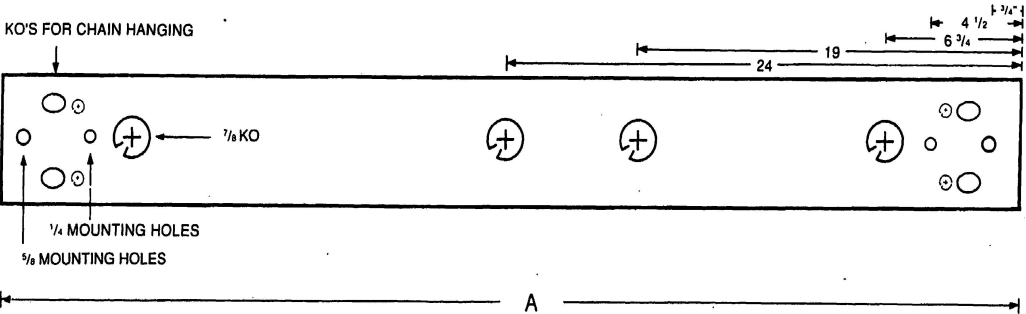


**CHOOSE
 BETWEEN
 WHITE
 OR
 ALUMINUM
 REFLECTORS**

Dimensions May Vary



SIDE VIEW



REAR VIEW

BALLAST & LAMP DESCRIPTION:

TIN	# LAMPS	WATTS & LAMPS	VOLTAGE	OPTIONS
□	2	17, 25, 32 — T8	120	DIM- DIMMING BALLAST
□	4	14, 28, 39 & 54 — T5	277	2BAL- 2 BALLAST
□	6	20, 30, 40 — T12	C-UNIV.	EMG- EMERGENCY BALLAST
□	8	72, 96 T12 (2 BODIES) 59 T8 (2 BODIES)	120-277	ISN - HIGH EFFICIENCY / NORM ISH - HIGH EFFICIENCY / HIGH ISL - HIGH EFFICIENCY / LOW WG - WIRE GUARD

*ALSO AVAILABLE ON (2) 6' or 8' BODIES USING 8' T8 or T12 LAMPS



E.B. LIGHTING & SUPPLIES, INC.
 1107 East Baltimore Street
 Baltimore MD 21202
 410-276-7617 fax: 410-276-7307