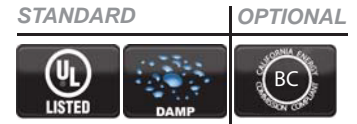


BAL700TD

FLUORESCENT EMERGENCY BALLAST 700 LUMENS



ILLUMINATION

- Works with or without an AC ballast to convert new or existing fluorescent fixtures in to unobtrusive emergency lighting.
- Operates one or two lamps in the emergency mode for a minimum of 90-minutes.
- Provides a maximum initial lumen output of 700 lumens.

ELECTRICAL

- Dual 120/277 voltage.
- Charge rate/power "ON" LED indicator light and push-to-test switch for mandated code compliance testing.
- 3.6V long life, maintenance-free, rechargeable sealed NiCd battery.
- Internal solid-state transfer switch automatically connects the internal battery to fluorescent lamp(s) for minimum 90-minute emergency illumination.
- Fully automatic solid-state, two rate charger initiates battery charging to recharge a discharged battery in 24 hours.
- Time delay enhancement to overcome end-of-life circuit protection.

MOUNTING

- Suitable for installation inside, on top or in remote* of the fixture.
- Can be used in both switched and unswitched fixtures.
- UL Listed for factory or field installation.

HOUSING

- Durable painted steel construction in white finish.
- Compact design fits most fluorescent fixtures.

OPTIONS

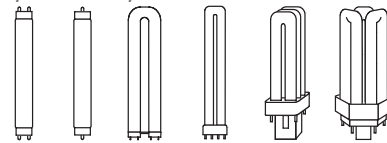
- CEC: Certified to CEC under Title 20 regulations

WARRANTY/LISTING

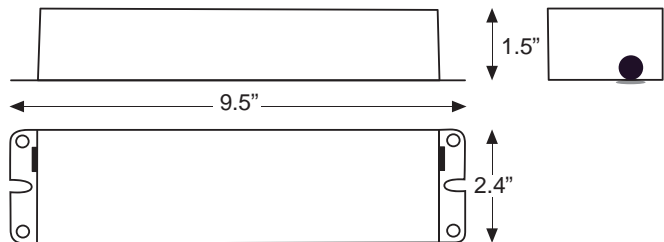
- Five year warranty against defects in material and workmanship (lamps excluded).
- Meets UL924, NFPA 101 Life Safety Code, NEC, OSHA, Local and State Codes.
- UL Listed for damp locations (0°C – 50°C).
- Suitable for use in sealed and gasketed fixtures.

LAMP COMPATIBILITY

- Compatible with most one-, two-, three-, and four-lamp electronic standard and dimming AC ballasts.
- Operates one or two T5, T5HO, T8, T12, T8HO, T12HO, Circular T5/T9, U-bend T8/T12, 4-Pin CFL and long CFL lamps in emergency mode. Refer to the chart below for a list of compatible lamps.



DIMENSIONS



LAMP COMPATIBILITY CHART

* When battery packs are remote mounted, the remote distance cannot exceed 1/2 of the distance from ballast to lamp specified by the A.C. ballast manufacturer. The maximum allowable remote mounting distance is 50 feet.

NOTE: In 2-lamp operation, lumens are equally split between the two lamps.

NOTE: Refer to the spec sheet for complete chart.

LAMP TYPE	WATTS	INITIAL LUMENS	
		1-Lamp	2-Lamp
T5	21	575	650
T5	28	675	n/a
T5	36	700	n/a
T5HO	24	650	n/a
T5HO	39	700	n/a
T5HO	54	700	n/a
T8	25	625	700
T8	28	630	600
T8	32	600	700
T8	40	650	700
T8HO	44	625	n/a
T8	51	675	n/a
T8	59	700	n/a

LAMP TYPE	WATTS	INITIAL LUMENS	
		1-Lamp	2-Lamp
T8HO	86	700	n/a
T12	25	450	500
T12	30	500	550
T12	34	575	600
T12	40	625	650
T12	75	675	n/a
T12	85	700	n/a
T12HO	95	700	n/a
T12HO	110	700	n/a

EMERGENCY BACKUP

BAL700TD

