

LEDPNL2X2-40W-CT

40 Watt 2x2 Ultra-Thin
Edge-Lit LED Panel



Project:	
Type:	
Catalog #:	



STANDARD



The ultra-thin, edge-lit LED panel (LEDPNL) series is designed to deliver general ambient lighting in a variety of indoor settings, including schools, offices, hospitals and stores, and is the perfect choice for both new construction and retrofits. This high-efficacy luminaire provides long-life and uniform illumination, as well as standard 0-10 vdc dimming capability.

FEATURES

- Available in 3000k (warm white), 3500k (warm/neutral white), 4000k (neutral white) & 5000k (cool white) color temperatures.*
- Long-life LEDs provide 96,000 hours of operation with at least 70% of initial lumen output (L₇₀).**
- Provides 4,070 luminaire lumens (104 lumens per watt, LPW) at 3000k, 4,100 luminaire lumens (105 LPW) at 3500k, 4,130 luminaire lumens (106 LPW) at 4000k, and 4,190 luminaire lumens (107 LPW) at 5000k.
- Uniform illumination with no visible LED pixilation.
- Universal 120-277 AC voltage (50-60Hz) is standard.
- 0-10vdc dimming capability is standard.
- Power factor > 0.90.
- Total harmonic distortion < 20%.
- Color rendering index > 80.
- Aluminum housing.
- PMMA (polymethyl methacrylate) light guide panels for optimal light distribution, efficiency and longevity.
- Easy installation in new construction or retrofit.
- Standard earthquake clips provide secure installation in grid ceilings.
- Standard mounting options include recessed mounting in grid ceilings, or suspended mounting using attached hanging brackets. For mounting in plaster or other hard ceiling, see Mounting Kits.

* Contact factory for other color temperatures and lumen packages.

** L₇₀ hours are IES TM-21-11 calculated hours.

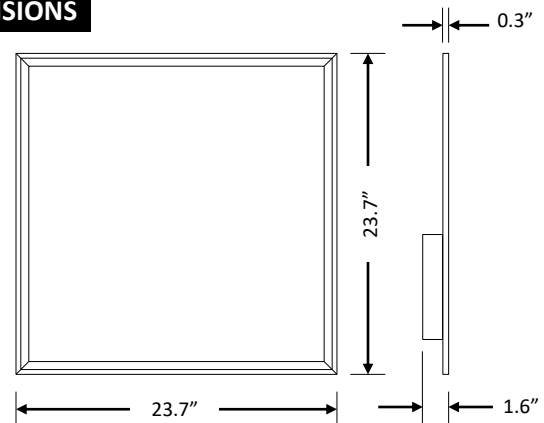
WARRANTY & LISTINGS

- cULus listed for damp locations and insulated ceilings (IC-rated). Suitable for ambient temperatures from -20°C to 40°C (-4°F to 104°F).
- DLC standard approved.
- Complies with RoHS (Restriction on Hazardous Substances) requirements.
- Complies with FCC Part 15, Class B.
- Complies with EN61000-4-5, surge immunity protection (1kV).
- 5-year warranty of all electronics and housing.

MOUNTING KITS

- Optional Surface Mount Kits (LEDSMKT-22) and Flange Mounting Kits (FLANGEKIT22-ET) provide for installation on plaster or other hard ceilings.
- Optional Cable Mounting Kits (LEDPNL-CMK) provide additional security, as well as suspended mounting.

DIMENSIONS



Weight: 6.7 lbs.

ORDERING INFORMATION

Example: LEDPNL2X2-40W-3K-CT + LEDSMKT-22 + LEDPNL-EMBRKT

Model	Luminaire Watts	Luminaire Lumens	Lumens/Watt	Color Temperature	Accessories (Order Separately)
LEDPNL2X2-40W	39	4,070	104	3K-CT = 3000k	LEDSMKT-22 = Surface Mounting Kit (2x2) FLANGEKIT22-ET = Flange Mounting Kit (2x2) LEDPNL-CMK = Cable Mounting Kit, Quantity 6, 1 meter long, 1/16" diameter, with spring clips & adjustable, locking ceiling attachment LEDPNL-EMBRKT = Bracket for emergency battery backup unit
		4,100	105	35K-CT = 3500K	
		4,130	106	4K-CT = 4000k	
		4,190	107	5K-CT = 5000k	

LEDPNL2X2-40W-CT

40 Watt 2x2 Ultra-Thin
Edge-Lit LED Panel



ELECTRICAL DATA

Model	Color Temp.	CRI ¹	Luminaire Lumens	Luminaire Watts	Lumens Per Watt	Input Voltage ²	Input Current (A)			Power Factor	THD ³	L ₇₀ Hours ⁴
							120V	240V	277V			
LEDPNL2X2-40W-3K-CT	3000k	> 80	4,070	39	104	120-277	0.33	0.16	0.14	> 0.90	< 20%	96,000
LEDPNL2x2-40W-35K-CT	3500k	> 80	4,100	39	105	120-277	0.33	0.16	0.14	> 0.90	< 20%	96,000
LEDPNL2x2-40W-4K-CT	4000k	> 80	4,130	39	106	120-277	0.33	0.16	0.14	> 0.90	< 20%	96,000
LEDPNL2x2-40W-5K-CT	5000k	> 80	4,190	39	107	120-277	0.33	0.16	0.14	> 0.90	< 20%	96,000

¹ Color rendering index.

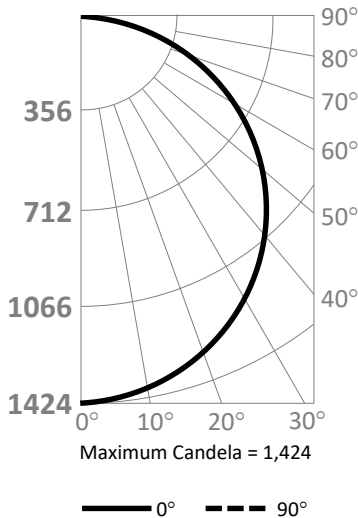
² All 50-60Hz.

³ Total harmonic distortion.

⁴ L₇₀ refers to the number of hours at which lumen output declines to 70% of the initial level. L₇₀ hours are IES TM-21-11 calculated hours.

PHOTOMETRIC DATA

LEDPNL2X2-40W-3K-CT (4,070 Lumens)



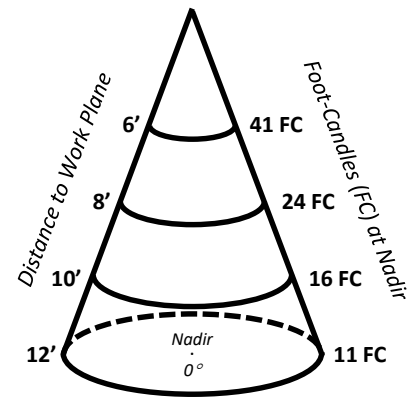
Candlepower Summary

	0°	90°
0°	1,424	1,424
10°	1,400	1,404
20°	1,327	1,338
30°	1,205	1,227
40°	1,044	1,071
50°	851	876
60°	632	650
70°	394	402
80°	162	158
90°	0	0

Zonal Lumen Summary

Zone	Lumens	% Fixture
0° – 10°	135	3.3%
0° – 20°	521	12.8%
0° – 30°	1,108	27.2%
0° – 40°	1,817	44.6%
0° – 50°	2,552	62.7%
0° – 60°	3,216	79.0%
0° – 70°	3,718	91.4%
0° – 80°	3,997	98.2%
0° – 90°	4,069	100.0%
90° – 180°	1	0.0%
0° – 180°	4,070	100.0%

Cone of Light



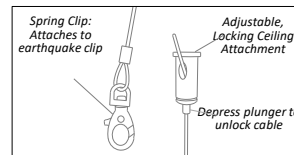
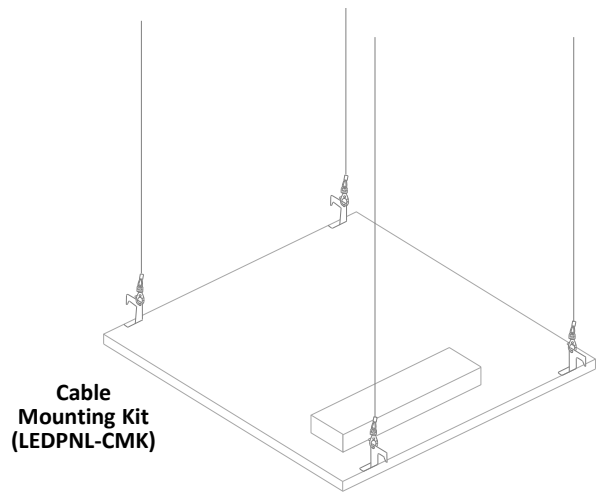
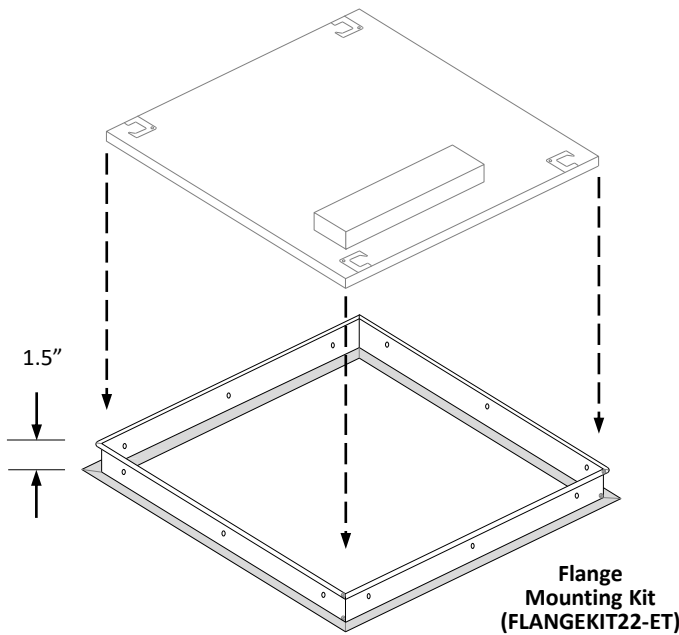
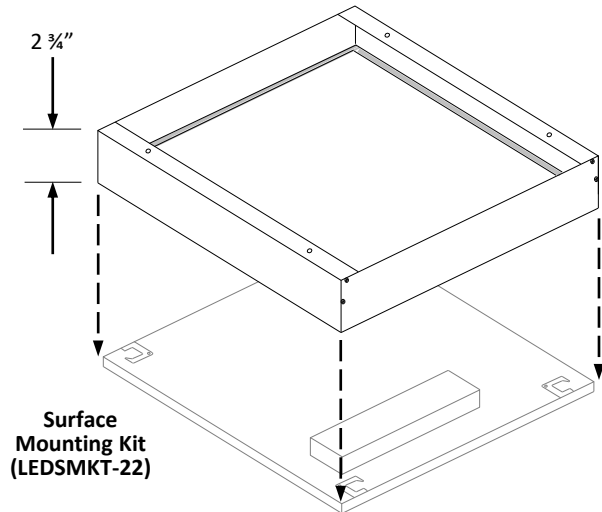
LEDPNL2X2-40W-CT

40 Watt 2x2 Ultra-Thin
Edge-Lit LED Panel



OPTIONS

- Optional surface mounting kits (LEDSMKT-22) mounts below the ceiling.
- Optional flange mounting kits provide for recessed installation on plaster or other hard ceilings. Attach Flange Mount Kit (FLANGEKIT22-ET) to ceiling joists or other stationary structures, and the panel is mounted flush to the ceiling.
- Optional cable mounting kits provide additional security, as well as suspended mounting. Attach one end of the Cable Mount Kit (LEDPNL-CMK) to luminaire earthquake clips using spring clips, and attach the other end to stationary structures using the adjustable, locking ceiling attachment (see picture below right).
- Optional bracket for emergency battery backup unit (LEDPNL-EMBRKT) provides structural support to prevent panels from bending when the battery backups are installed.



- Cable Mount Kit:
- Spring Clip
 - Adjustable, locking ceiling attachment

