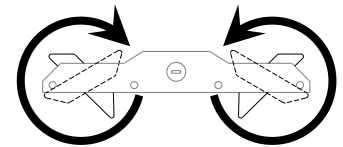


Project:	
Type:	
Catalog #:	



LED modules rotate up to 150°

STANDARD



FEATURES

- Available in 4000k (neutral white) and 5000k (cool white) color temperatures.*
- Long-life LEDs provide 174,000 hours of operation with at least 70% of initial lumen output (L_{70}).**
- HBLA-15 delivers 15,297 lumens (140 lumens per watt, LPW) at 4000k, and 15,471 lumens (141 LPW) at 5000k.*
- HBLA-23 delivers 22,970 lumens (139 LPW) at 4000k, and 23,223 lumens (140 LPW) at 5000k.*
- HBLA-30 delivers 30,394 lumens (140 LPW) at 4000k, and 30,742 lumens (142 LPW) at 5000k.*
- Universal 120-277 AC voltage (50-60Hz) is standard.
- 0-10vdc dimming drivers are standard.
- Power factor > 0.90.
- Total harmonic distortion < 20%.
- Color rendering index > 80.
- Painted steel housing and PMMA (polymethyl methacrylate) frosted lenses are standard.
- Easy installation in new construction or retrofit.
- Optics rotate up to 150°.
- Chain-mount kits (includes v-hooks and 1/8" thick, 1-meter long chain) are standard.
- Options include wire-guard kits, pendant mount kits, and surface mount kits.

* Contact factory for other color temperatures and lumen packages.

** L_{70} hours are IES TM-21-11 calculated hours.

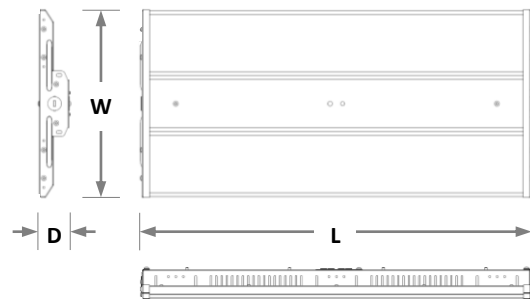
WARRANTY & LISTINGS

- cULus listed for damp locations in ambient temperatures from -40°C to 50°C (-40°F to 122°F).
- DLC premium.
- Complies with RoHS (Restriction on Hazardous Substances) requirements.
- Complies with FCC Part 15, class A.
- Flicker-free per IEEE1789-2015 (no observable adverse effects of flicker at 100% light output level).
- Complies with IEC/EN61000-4-5, input transient protection (2.0kV).
- 5-year warranty of all electronics and housing.

MOUNTING OPTIONS

- Chain mounting with V-hooks is standard.
- Optional pendant mounting kit (p/n LEDHB-PMK-S) provides pendant attachment to 1/2" rigid conduit.
- Optional surface mounting kit (p/n LEDHB-SMK-S) provides attachment to solid surfaces.

DIMENSIONS



Model	Length (L)	Width (W)	Depth (D)	Weight
15L	26"	12"	2"	7.7 lbs.
23L	26"	12"	2"	9.0 lbs.
30L	26"	14"	2"	10.0 lbs.

ORDERING INFORMATION

Example: HBLA-15L-5K-ODS-EM20

Model	Nominal Lumen Output		Color Temperature		Occupancy Sensor ¹		Emergency Driver ^{2,3,4}	
	Model	Lumens	Code	Temp	OS	Sensor	Driver	Lumens
HBLA	15L	15,000	4K	4000k	OS	Passive infrared	EM8	800 lumens
HBLA	23L	23,000	5K	5000k	ODS	Microwave	EM12	1,200 lumens
HBLA	30L	30,000			Blank	No occupancy sensor	EM16	1,600 lumens
							EM20	2,000 lumens
							EM24	2,400 lumens
							EC8	800 lumens
							EC12	1,200 lumens
							EC16	1,600 lumens
							EC20	2,000 lumens
							EC24	2,400 lumens
							Blank	No emergency driver

¹ Contact factory for other sensors.

² See list of emergency drivers (page 2).

³ EC emergency drivers are California Energy Commission (CEC) listed.

⁴ Factory installed EM drivers are not available when using pendant or surface mounting kits. Consult factory for remote mounting options.

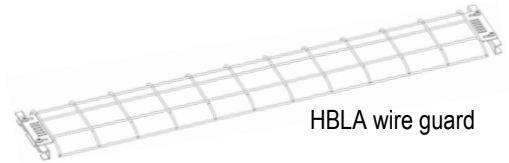
COMPATIBLE EMERGENCY DRIVERS

Emergency Driver Part Number	EM8 / EC8		EM12 / EC12		EM16 / EC16		EM20 / EC20		EM24 / EC24		Runtime
	Watts	EM Lumens	Watts	EM Lumens	Watts	EM Lumens	Watts	EM Lumens	Watts	EM Lumens	
HBLA-15L-xK	5	700	7.8	1092	10.7	1498	13.7	1918	17.0	2380	90 MINS.
HBLA-23L-xK	5	695	7.8	1084	10.7	1487	13.7	1904	17.0	2363	
HBLA-30L-xK	5	700	7.8	1092	10.7	1498	13.7	1918	17.0	2380	

ACCESSORIES

Wire Guard

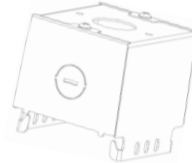
- HBLA-WGK-24X4 = Wire-guard kit – 15L & 23L
- HBLA-WGK-24X5 = Wire-guard kit – 30L



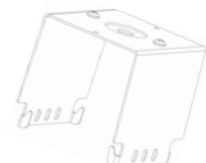
HBLA wire guard

Mounting Options

- LEDHB-PMK-S = Pendant mount kit – all models
- LEDHB-SMK-S = Surface mount kit – all models



LEDHB-PMK-S



LEDHB-SMK-S

ELECTRICAL DATA

Model	Color Temperature	CRI ¹	Luminaire Lumens	Luminaire Watts	Lumens/Watt	Input Voltage ²	Input Current (A)			Power Factor	THD ³	L ₇₀ Hours ⁴
							120V	240V	277V			
HBLA-15L-4K	4000k	>80	15,297	109	140	120-277	1.17	0.58	0.51	>0.90	<20%	174,000
HBLA-15L-5K	5000k	>80	15,471	109	141	120-277	1.18	0.59	0.51	>0.90	<20%	174,000
HBLA-23L-4K	4000k	>80	22,970	166	139	120-277	1.16	0.58	0.50	>0.90	<20%	174,000
HBLA-23L-5K	5000k	>80	23,223	166	140	120-277	1.17	0.58	0.51	>0.90	<20%	174,000
HBLA-30L-4K	4000k	>80	30,394	217	140	120-277	1.17	0.58	0.51	>0.90	<20%	174,000
HBLA-30L-5K	5000k	>80	30,742	217	142	120-277	1.18	0.59	0.51	>0.90	<20%	174,000

¹ Color rendering index.

² All 50-60Hz.

³ Total harmonic distortion.

⁴ L₇₀ refers to the number of hours at which lumen output declines to 70% of the initial level. L₇₀ hours are IES TM-21-11 calculated hours.

PHOTOMETRIC DATA

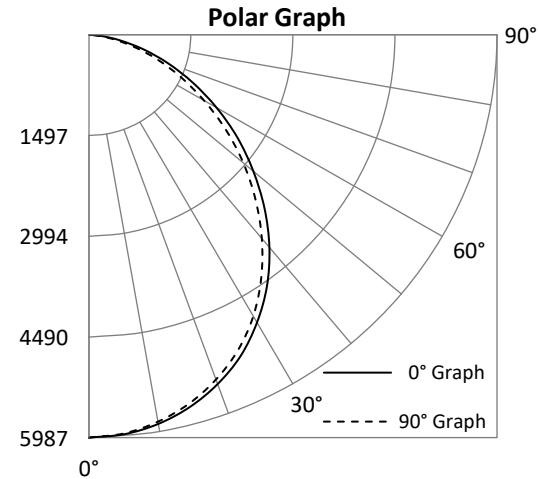
HBLA-15L-4K

Luminaire Data

Description	LED ADJUSTABLE HIGH BAY - 15L 4K
Total Lumens	15,297
Input Wattage	109
Efficacy (lm/W)	140
Spacing Criterion (0-180°)	1.24
Spacing Criterion (90-270°)	1.22

Zonal Lumen Summary

Zone	Lumens	%Fixt
0-20°	2,180	14.2%
0-30°	4,594	30.0%
0-40°	7,421	48.5%
20-50°	8,022	52.4%
40-70°	6,737	44.0%
0-60°	12,531	81.9%
0-80°	15,008	98.1%
0-90°	15,211	99.4%
90-180°	86	0.6%
0-180°	15,297	100.0%



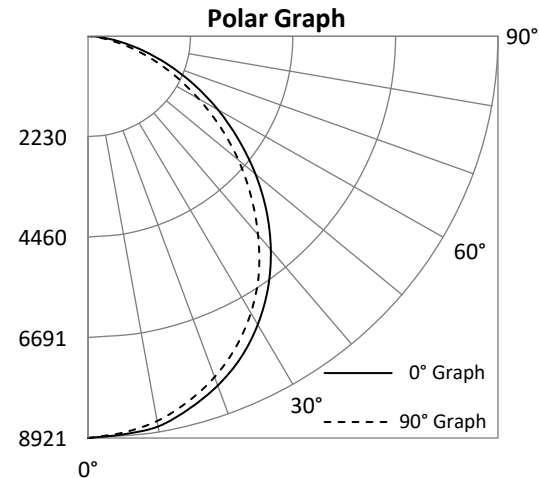
HBLA-23L-4K

Luminaire Data

Description	LED ADJUSTABLE HIGH BAY - 23L 4K
Total Lumens	22,970
Input Wattage	166
Efficacy (lm/W)	139
Spacing Criterion (0-180°)	1.24
Spacing Criterion (90-270°)	1.20

Zonal Lumen Summary

Zone	Lumens	%Fixt
0-20°	3,256	14.2%
0-30°	6,872	29.9%
0-40°	11,118	48.4%
20-50°	12,051	52.5%
40-70°	10,169	44.3%
0-60°	18,825	82.0%
0-80°	22,571	98.3%
0-90°	22,858	99.5%
90-180°	112	0.5%
0-180°	22,970	100.0%



HBLA-30L-4K

Luminaire Data

Description	LED ADJUSTABLE HIGH BAY - 30L 4K
Total Lumens	30,394
Input Wattage	217
Efficacy (lm/W)	140
Spacing Criterion (0-180°)	1.24
Spacing Criterion (90-270°)	1.22

Zonal Lumen Summary

Zone	Lumens	%Fixt
0-20°	4,281	14.1%
0-30°	9,022	29.7%
0-40°	14,585	48.0%
20-50°	15,813	52.0%
40-70°	13,516	44.5%
0-60°	24,772	81.5%
0-80°	29,863	98.3%
0-90°	30,265	99.6%
90-180°	129	0.4%
0-180°	30,394	100.0%

