

SL Strip Light



Project:	
Type:	
Catalog #:	



STANDARD



FEATURES

- Available in 3500k (warm/neutral white), 4000k (neutral white) and 5000k (cool white) color temperatures.*
- Long-life LEDs provide 190,000 hours of operation with at least 70% of initial lumen output (L_{70}).**
- SL-2FT-25L provides a range of 2,527 to 2,545 nominal lumens and 128 to 129 lumens per watt (LPW).*
- SL-3FT-33L provides a range of 3,264 to 3,333 nominal lumens and 132 to 135 LPW.*
- SL-4FT-46L provides a range of 4,577 to 4,615 nominal lumens and 133 to 134 LPW.*
- SL-8FT-80L provides a range of 8,765 to 9,002 nominal lumens and 138 LPW.*
- Universal 120-277 AC voltage (50-60Hz) is standard.
- 0-10vdc dimming capability is standard.
- Power factor > 0.90.
- Total harmonic distortion < 20%.
- Color rendering index > 80.
- Steel housing and PMMA lens.
- Easy installation in new construction or retrofit.

* Contact factory for other color temperatures and lumen packages.

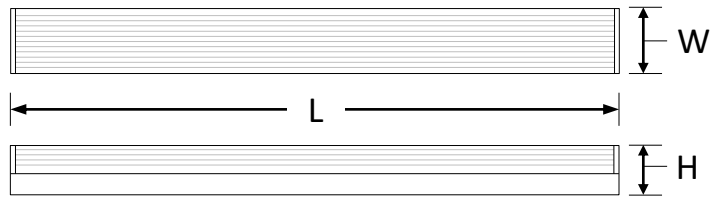
** L_{70} hours are IES TM21-11 calculated hours.

WARRANTY & LISTINGS

- cULus approved for damp locations in ambient temperatures from (-20°C to 50°C / -4°F to 122°F).*
- DLC premium approved.
- Complies with FCC Part 15, Class A.
- Low risk of flicker per IEEE1789-2015 at 100% light output.
- Complies with IEEE C.62.41-1991, Class A input transient surge protection (2.0kV).
- Complies with RoHS (Restriction on Hazardous Substances) requirements.
- 5-year warranty of all electronics and housing.

* Maximum ambient temperature for SL-8FT-80L = 35°C

DIMENSIONS



	SL-2FT	SL-3FT	SL-4FT	SL-8FT
Length – L	22.2"	35"	47.3"	94.2"
Width – W	3.3"	3.3"	3.3"	3.3"
Height – H	3.6"	3.6"	3.6"	3.6"
Weight (lbs.)	2.6	3.7	5.3	10.4

ORDERING INFORMATION

Example: SL-4FT-46L-5K-ODS-EM16

Series	Length & Nominal Lumen Output		Color Temperature		Occupancy Sensor ^{1,2}		Internally Installed Emergency Drivers ^{3,4}	
	Length	Nominal Lumen Output	3500k	4000k	OS	Passive infrared	EM8	800 lumens
SL	2FT-25L	2' = 2,500 lumens	35K	3500k	OS	Passive infrared	EM12	1,200 lumens
	3FT-33L	3' = 3,300 lumens	4K	4000k	ODS	Microwave	EM16	1,600 lumens
	4FT-46L	4' = 4,600 lumens	5K	5000k	Blank	No occupancy sensor	EM20	2,000 lumens
	8FT-80L	8' = 8,000 lumens					EM24	2,400 lumens
						EC8	800 lumens	
						EC12	1,200 lumens	
						EC16	1,600 lumens	
						EC20	2,000 lumens	
						EC24	2,400 lumens	
						Blank	No emergency driver	

¹ Contact factory for other sensors.

² OS = passive infrared technology – features include on/off only. ODS = microwave technology – features include on/off, step-dimming, and daylight threshold.

³ Not all luminaire lengths allow for internal emergency drivers – see emergency driver compatibility list (page 2).

⁴ EC emergency drivers are California Energy Commission (CEC) listed.

Specifications and dimensions subject to change without notice.

EMERGENCY DRIVERS – PERFORMANCE DATA

Emergency Driver Part Number	EM8 / EC8		EM12 / EC12		EM16 / EC16		EM20 / EC20		EM24 / EC24		Runtime
	Watts	EM Lumens	Watts	EM Lumens	Watts	EM Lumens	Watts	EM Lumens	Watts	EM Lumens	
SL-2FT-25L-xK	5.0	650	7.8	1014	10.7	1391	13.7	1781	17.0	2210	90 MINS.
SL-3FT-33L-xK	5.0	650	7.8	1014	10.7	1391	13.7	1781	17.0	2210	
SL-4FT-46L-xK	5.0	650	7.8	1014	10.7	1391	13.7	1781	17.0	2210	
SL-8FT-80L-xK	5.0	650	7.8	1014	10.7	1391	13.7	1781	17.0	2210	

COMPATIBLE EMERGENCY DRIVERS INTERNALLY INSTALLED*

Model	Emergency Options
SL-2FT-25L-xK	N/A
SL-3FT-33L-xK	EM8 / EC8
SL-4FT-46L-xK	EM8 / EC8 EM12 / EC12 EM16 / EM16
SL-8FT-80L-xK	EM8 / EC8 EM12 / EC12 EM16 / EC16 EM20 / EC20 EM24 / EC24

* For list of remote mountable emergency drivers, see *ACCESSORIES*

ACCESSORIES (Order Separately)

Remote Mount Emergency Drivers

BLEDEM-CP-800	=	Emergency driver - EM8
BLEDEM-CP-1200	=	Emergency driver - EM12
BLEDEM-CP-1600	=	Emergency driver - EM16
BLEDEM-CP-2000	=	Emergency driver - EM20
BLEDEM-CP-2400	=	Emergency driver - EM24
BLEDEM-CP-800-CEC	=	Emergency driver - EC8 - CEC listed
BLEDEM-CP-1200-CEC	=	Emergency driver - EC12 - CEC listed
BLEDEM-CP-1600-CEC	=	Emergency driver - EC16 - CEC listed
BLEDEM-CP-2000-CEC	=	Emergency driver - EC20 - CEC listed
BLEDEM-CP-2400-CEC	=	Emergency driver - EC24 - CEC listed

Wire Guard

SL-2FT-WG	=	Wire-guard kit – 2FT
SL-3FT-WG	=	Wire-guard kit – 3FT
SL-4FT-WG	=	Wire-guard kit – 4FT
SL-8FT-WG	=	Wire-guard kit – 8FT

COMPATIBLE DIMMERS

Manufacturer	Model Number	Dimming Range	Load Switching Capacity
Lutron	DVSTV	10%-100%	450W
Leviton	IP710-LFZ	10%-100%	1200W
General Protecht	DMD-LED3-102	10%-100%	600W

ELECTRICAL

Series	Color Temperature	CRI ¹	Luminaire Lumens	Luminaire Watts	Lumens Per Watt	Input Voltage ²	Input Current (A)			Power Factor	THD ³	L ₇₀ Hours ⁴
							120V	240V	277V			
SL-2FT-25L-35K	3500k	> 80	2,545	20	129	120-277	0.17	0.08	0.07	> 90%	< 20%	190,000
SL-2FT-25L-4K	4000k	> 80	2,527	20	128	120-277	0.17	0.08	0.07	> 90%	< 20%	190,000
SL-2FT-25L-5K	5000k	> 80	2,540	20	129	120-277	0.17	0.08	0.07	> 90%	< 20%	190,000
SL-3FT-33L-35K	3500k	> 80	3,279	25	132	120-277	0.21	0.10	0.09	> 90%	< 20%	190,000
SL-3FT-33L-4K	4000k	> 80	3,264	25	132	120-277	0.21	0.10	0.09	> 90%	< 20%	190,000
SL-3FT-33L-5K	5000k	> 80	3,333	25	135	120-277	0.21	0.10	0.09	> 90%	< 20%	190,000
SL-4FT-46L-35K	3500k	> 80	4,577	34	133	120-277	0.28	0.14	0.12	> 90%	< 20%	190,000
SL-4FT-46L-4K	4000k	> 80	4,615	34	134	120-277	0.28	0.14	0.12	> 90%	< 20%	190,000
SL-4FT-46L-5K	5000k	> 80	4,600	35	133	120-277	0.29	0.15	0.13	> 90%	< 20%	190,000
SL-8FT-80L-35K	3500k	> 80	9,002	65	138	120-277	0.53	0.27	0.23	> 90%	< 20%	190,000
SL-8FT-80L-4K	4000k	> 80	8,884	64	138	120-277	0.53	0.27	0.23	> 90%	< 20%	190,000
SL-8FT-80L-5K	5000k	> 80	8,765	64	138	120-277	0.53	0.27	0.23	> 90%	< 20%	190,000

¹ Color rendering index.

² All 50-60Hz.

³ Total harmonic distortion.

⁴ L₇₀ refers to the number of hours at which lumen output declines to 70% of the initial level. L₇₀ hours are IES TM21-11 calculated hours.

PHOTOMETRIC DATA

SL-2FT-25L-5K

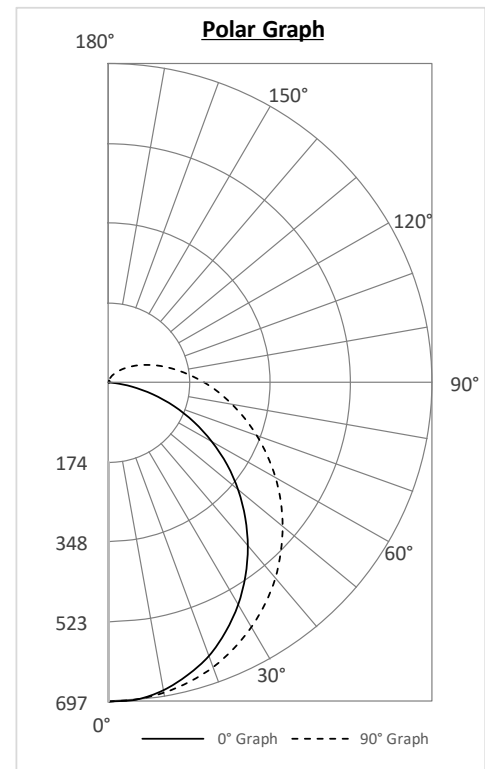
Luminaire Data

Description	STRIP LIGHT 2FT, 5K
Total Lumens	2,540
Input Wattage	20
Efficacy (lm/W)	129
Spacing Criterion (0-180°)	1.20
Spacing Criterion (90-270°)	1.32

Zonal Lumen Summary

Zone	Lumens	%Fixt
0-20°	253	10.0%
0-30°	538	21.2%
0-40°	882	34.7%
0-60°	1,585	62.4%
0-80°	2,098	82.6%
0-90°	2,253	88.7%
10-90°	2,188	86.1%
20-40°	628	24.7%
20-50°	990	39.0%
40-70°	994	39.1%

Zone	Lumens	%Fixt
60-80°	513	20.2%
70-80°	222	8.8%
80-90°	156	6.1%
90-110°	178	7.0%
90-120°	224	8.8%
90-130°	253	9.9%
90-150°	279	11.0%
90-180°	286	11.3%
110-180°	109	4.3%
0-180°	2,540	100.0%



PHOTOMETRIC DATA

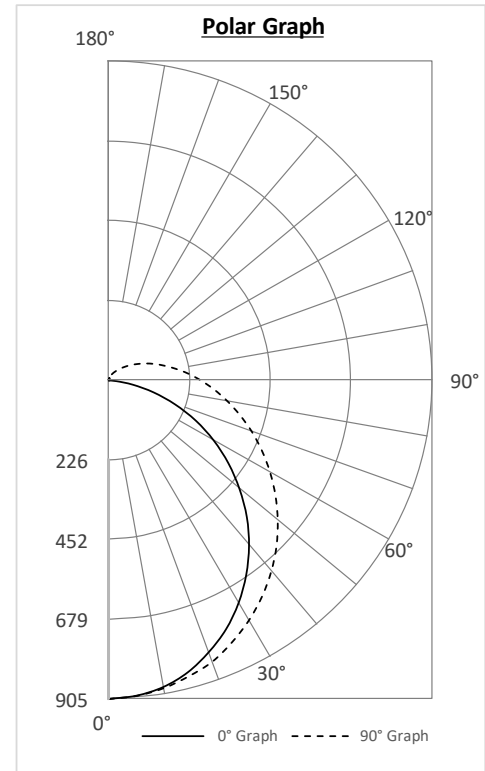
SL-3FT-33L-5K

Luminaire Data

Description	STRIP LIGHT 3FT, 5K
Total Lumens	3,333
Input Wattage	25
Efficacy (lm/W)	135
Spacing Criterion (0-180°)	1.22
Spacing Criterion (90-270°)	1.30

Zonal Lumen Summary

Zone	Lumens	%Fixt	Zone	Lumens	%Fixt
0-20°	329	9.9%	60-80°	677	20.3%
0-30°	699	21.0%	70-80°	295	8.8%
0-40°	1,147	34.4%	80-90°	207	6.2%
0-60°	2,068	62.0%	90-110°	237	7.1%
0-80°	2,745	82.3%	90-120°	299	9.0%
0-90°	2,952	88.6%	90-130°	337	10.1%
10-90°	2,867	86.0%	90-150°	372	11.2%
20-40°	818	24.6%	90-180°	381	11.4%
20-50°	1,291	38.7%	110-180°	144	4.3%
40-70°	1,303	39.1%	0-180°	3,333	100.0%



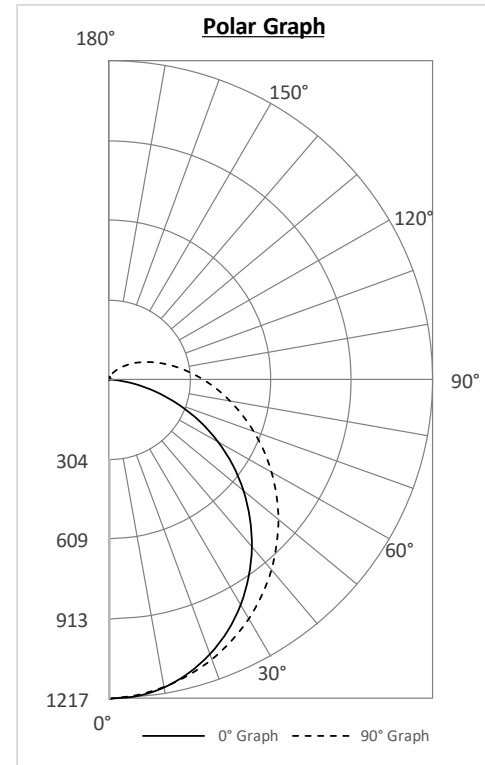
SL-4FT-46L-5K

Luminaire Data

Description	STRIP LIGHT 4FT, 5K
Total Lumens	4,600
Input Wattage	35
Efficacy (lm/W)	133
Spacing Criterion (0-180°)	1.22
Spacing Criterion (90-270°)	1.30

Zonal Lumen Summary

Zone	Lumens	%Fixt	Zone	Lumens	%Fixt
0-20°	443	9.6%	60-80°	943	20.5%
0-30°	943	20.5%	70-80°	413	9.0%
0-40°	1,550	33.7%	80-90°	293	6.4%
0-60°	2,810	61.1%	90-110°	341	7.4%
0-80°	3,753	81.6%	90-120°	432	9.4%
0-90°	4,046	87.9%	90-130°	489	10.6%
10-90°	3,931	85.4%	90-150°	541	11.8%
20-40°	1,107	24.1%	90-180°	555	12.1%
20-50°	1,751	38.1%	110-180°	214	4.6%
40-70°	1,790	38.9%	0-180°	4,600	100.0%



PHOTOMETRIC DATA

SL-8FT-80L-5K

Luminaire Data

Description	STRIP LIGHT 8FT, 5K
Total Lumens	8,765
Input Wattage	64
Efficacy (lm/W)	138
Spacing Criterion (0-180°)	1.22
Spacing Criterion (90-270°)	1.30

Zonal Lumen Summary

Zone	Lumens	%Fixt
0-20°	844	9.6%
0-30°	1,796	20.5%
0-40°	2,953	33.7%
0-60°	5,353	61.1%
0-80°	7,150	81.6%
0-90°	7,708	87.9%
10-90°	7,490	85.4%
20-40°	2,109	24.1%
20-50°	3,337	38.1%
40-70°	3,411	38.9%

Zone	Lumens	%Fixt
60-80°	1,797	20.5%
70-80°	786	9.0%
80-90°	558	6.4%
90-110°	650	7.4%
90-120°	824	9.4%
90-130°	932	10.6%
90-150°	1,030	11.8%
90-180°	1,057	12.1%
110-180°	407	4.6%
0-180°	8,765	100.0%

