

HB-LED-1.5-80-8XX-P /G2

LED HIGH BAY FIXTURE



Compact 80W LED High Bay Fixture; 120–277V Input

PRODUCT FEATURES

- Architectural grade compact design
- Includes screw-in receptacle for easy sensor and control installation
- Compatible with emergency LED drivers; mounting kit required (sold separately)
- Powered by 0-10V dim-to-off driver with 12VDC, 200mA AUX output
- Frosted lens eliminates glare
- V-hook and chain mounting accessories included
- UL Certified for Dry and Damp Locations
- Ambient operating temperature: $-20^{\circ}\text{C}/-4^{\circ}\text{F}$ to $50^{\circ}\text{C}/122^{\circ}\text{F}$
- THD: $< 20\%$
- PF: > 0.90
- LED chip lifetime: L70 $> 100,000$ hrs @ $25^{\circ}\text{C}/77^{\circ}\text{F}$ ambient fixture temp.

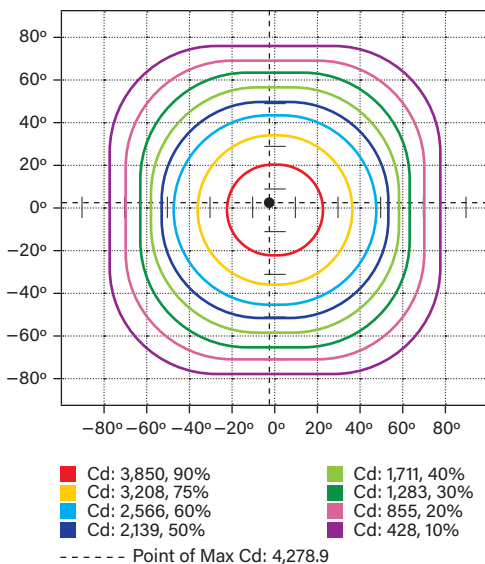


PERFORMANCE SPECIFICATIONS

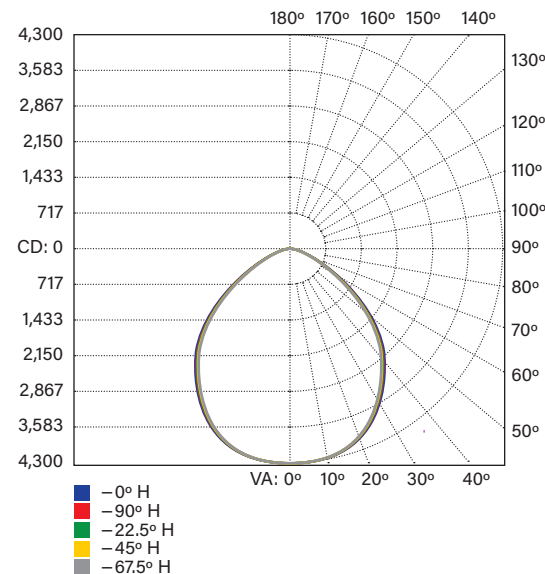
CATALOG NUMBER	NOMINAL LENGTH	INPUT VOLTAGE	CCT	WATTAGE	LUMEN OUTPUT	EFFICACY	CRI	POWER FACTOR	LIFETIME
HB-LED-1.5-80-840-P /G2	1.5 ft.	120–277V	4000K	80W	11,700	150 lm/W	> 80.0	> 0.90	50,000 hrs
HB-LED-1.5-80-850-P /G2	1.5 ft.	120–277V	5000K	80W	11,778	151 lm/W	> 80.0	> 0.90	50,000 hrs

PHOTOMETRIC SPECIFICATIONS

ISOCANDELA PLOT



POLAR CANDELA DISTRIBUTION



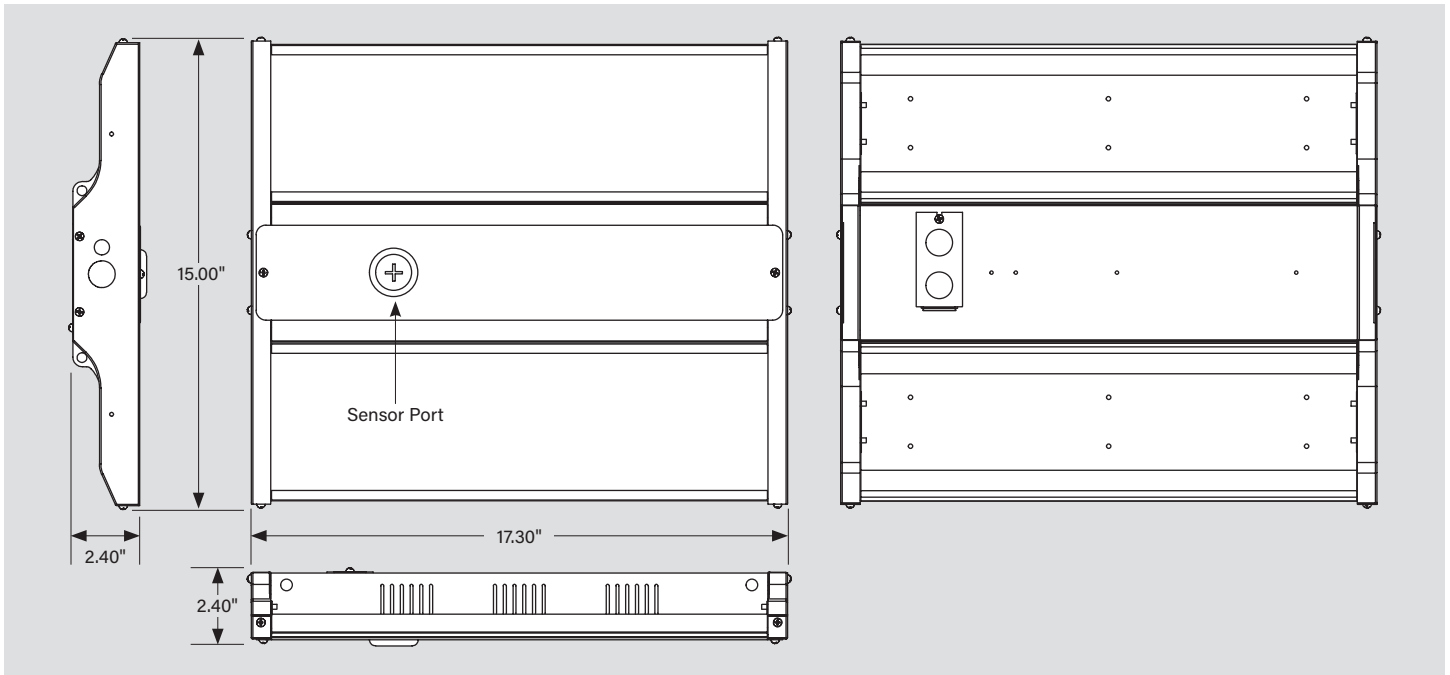
ZONAL LUMEN SUMMARY

Zone	Lumens	% Luminaire
0–30	3,290.9	29.80%
0–40	5,353.7	48.50%
0–60	9,111.7	82.60%
60–90	1,917.7	17.40%
0–90	11,029.4	100%

HB-LED-1.5-80-8XX-P / G2

LED HIGH BAY FIXTURE

PHYSICAL SPECIFICATIONS



HB-LED-1.5-80-8XX-P /G2

LED HIGH BAY FIXTURE

ACCESSORIES (continued)

CORD SETS

Factory-Installable OR Field-Installable (field-installable purchased separately)

✓	SUFFIX*	CATALOG NUMBER	DESCRIPTION	UPC	EASY CODE
	/515P6	KT-CS-515P-6-18/3	Cord set for high bay; 125V NEMA 5-15P; straight blade plug; 6' SJTOW cable; 18/3 wire	843654140124	UKH-26
	/L715P10	KT-CS-L715P-10-16/3	Cord set for high bays; 277V NEMA L7-15P; twist lock plug; 10' SJTOW cable; 16/3 wire	843654140131	SFV-88
	/L615P10	KT-CS-L615P-10-16/3	Cord set for high bays; 250V NEMA L6-15P; twist lock plug; 10' SJTOW cable; 16/3 wire	843654140148	ZQS-05
	/L515P10	KT-CS-L515P-10-16/3	Cord set for high bays; 125V NEMA L5-15P; twist lock plug; 10' SJTOW cable; 16/3 wire	843654140155	GVH-22
	/L715P6	KT-CS-L715P-6-16/3	Cord set for high bays; 277V NEMA L7-15P; twist lock plug; 6' SJTOW cable; 16/3 wire	843654140162	DVU-44
	/L615P6	KT-CS-L615P-6-16/3	Cord set for high bays; 250V NEMA L6-15P; twist lock plug; 6' SJTOW cable; 16/3 wire	843654140179	LCW-66
	/L515P6	KT-CS-L515P-6-16/3	Cord set for high bays; 125V NEMA L5-15P; twist lock plug; 6' SJTOW cable; 16/3 wire	843654140186	POC-82
	/MC63	KT-MC-NP-6-18/3	MC cable whip for high bays; no plug; inners 1/2" strip on both ends; 6' metal-clad cable; 18/3 wire	843654134505	EYP-82
	/MC65	KT-MC-NP-6-18/5	MC cable whip for high bays; no plug; inners 1/2" strip on both ends; 6' metal-clad cable; 18/5 wire (dimming wires included)	843654134512	CBU-56
	/NP10	KT-CS-NP-10-16/3	Cord for high bays; no plug; inners 1/2" strip on both ends; 10' SJTOW cable; 16/3 wire	843654140193	YOH-90
	/NP6	KT-CS-NP-6-16/3	Cord for high bays; no plug; inners 1/2" strip on both ends; 6' SJTOW cable; 16/3 wire	843654140216	HUB-73
	/NP15	KT-CS-NP-15-16/3	Cord for high bays; no plug; inners 1/2" strip on both ends; 15' SJTOW cable; 16/3 wire	843654140209	EYD-18
	/NP6D	KT-CS-NP-6-18/5	Cord for fixtures; no plug; inners 1/2" strip on both ends; 6' long black SJTOW cable; 300V; 18/5 wire	843654153346	ANT-58
	/NP6D	KT-CS-NP-6-18/6	Cord for fixtures; no plug; inners 1/2" strip on both ends; 6' long black SJTOW cable; 300V; 18/6 wire. For use with Emergency	843654153353	ZRX-06
	/NP10D	KT-CS-NP-10-18/5	Cord for fixtures; no plug; inners 1/2" strip on both ends; 10" long black SJTOW cord; 300V; 18/5 wire	843654153360	DSZ-45
	/NP10D	KT-CS-NP-10-18/6	Cord for fixtures; no plug; inners 1/2" strip on both ends; 10" long black SJTOW cord; 300V; 18/6 wire. For use with Emergency	843654153377	FFI-18
	/NP15D	KT-CS-NP-15-18/5	Cord for fixtures; no plug; inners 1/2" strip on both ends; 15" long black SJTOW cord; 300V; 18/5 wire	843654153384	JEB-96
	/NP15D	KT-CS-NP-15-18/6	Cord for fixtures; no plug; inners 1/2" strip on both ends; 15" long black SJTOW cord; 300V; 18/6 wire. For use with Emergency	843654153391	RQV-39
	/NP20D	KT-CS-NP-20-18/5	Cord for fixtures; no plug; inners 1/2" strip on both ends; 20" long black SJTOW cord; 300V; 18/5 wire	843654154442	USN-91
	/NP20D	KT-CS-NP-20-18/6	Cord for fixtures; no plug; inners 1/2" strip on both ends; 20" long black SJTOW cord; 300V; 18/6 wire. For use with Emergency	843654154459	JCN-20
	/NP22D	KT-CS-NP-22-18/5	Cord for fixtures; no plug; inners 1/2" strip on both ends; 20" long black SJTOW cord; 300V; 18/5 wire	843654153407	DUH-47
	/NP22D	KT-CS-NP-22-18/6	Cord for fixtures; no plug; inners 1/2" strip on both ends; 20" long black SJTOW cord; 300V; 18/6 wire. For use with Emergency	843654153414	ITP-55



Cord Sets

* For factory installation of accessory, add suffix to fixture part number (see ordering examples and instructions on last page of spec sheet).
 Note: For cord sets not listed here, please contact your Keystone sales rep.

(Accessories continued on next page)

HB-LED-1.5-80-8XX-P /G2

LED HIGH BAY FIXTURE

ACCESSORIES (continued)

EMERGENCY BACKUP

Factory-Installable OR Field-Installable (field-installable purchased separately)

✓	SUFFIX*	CATALOG NUMBER	DESCRIPTION	UPC	EASY CODE
	/EM5 [†]	KT-EMRG-LED-5C-500-EN /DF	5W, 500 lumen Smart Safe emergency backup with dual flex cables	843654132433	RAR-74
	/EM12 [†]	KT-EMRG-LED-12C-1200-EN /DF	12W, 1200 lumen Smart Safe emergency backup with dual flex cables	890949019900	YCV-23
	/EM20 [†]	KT-EMRG-LED-20SD-2000-EN /DF	20W, 2000 lumen Smart Safe emergency backup with dual flex cables; Self-diagnostic	843654103143	BZU-19



5W, 500 lumen Battery Backup
KT-EMRG-LED-5C-500-EN /DF



12W, 1200 lumen Battery Backup
KT-EMRG-LED-12C-1200-EN /DF



20W, 2000 lumen Battery Backup
KT-EMRG-LED-20SD-2000-EN /DF



* For factory installation of accessory, add suffix to fixture part number (see ordering examples and instructions on last page of spec sheet).

† Factory installation of emergency backup units will automatically include any relevant mounting bracket.

Field-Installable / Field-Use ONLY (purchased separately)

CATALOG NUMBER	DESCRIPTION	UPC	EASY CODE
KT-HBLED-EM-BR-KIT	Emergency LED backup mounting bracket kit for LED high bay fixtures	843654110066	OGY-07




Emergency Backup Mounting Bracket
KT-HBLED-EM-BR-KIT



MOUNTS AND BRACKETS

Factory-Installable OR Field-Installable (field-installable purchased separately)

✓	SUFFIX*	CATALOG NUMBER	DESCRIPTION	UPC	EASY CODE
	/WG-4	KT-HBLED-WG-4-KIT /G2	Wire guard kit for 1.5' /G2 linear LED high bay fixtures (60W, 80W, 90W)	843654137780	WNJ-83



Wire Guard Kit
KT-HBLED-WG-4-KIT /G2




* For factory installation of accessory, add suffix to fixture part number (see ordering examples and instructions on last page of spec sheet).

Field-Installable / Field-Use ONLY (purchased separately)


CATALOG NUMBER	DESCRIPTION	UPC	EASY CODE
KT-HBLED-SM-1-KIT	Surface mount kit for LED high bay fixtures	890919020035	LDN-61
KT-HBLED-CABLE-KIT	Aircraft cable hanging kit for LED high bay fixtures	890949012871	XPJ-88



Surface Mount Kit
KT-HBLED-SM-1-KIT



Cable Mount Kit
KT-HBLED-CABLE-KIT



(Accessories continued on next page)

HB-LED-1.5-80-8XX-P /G2


LED HIGH BAY FIXTURE

ACCESSORIES (continued)

STEP-DOWN TRANSFORMERS

Factory-Installable OR Field-Installable (field-installable purchased separately)

✓	SUFFIX*	CATALOG NUMBER	DESCRIPTION	UPC	EASY CODE
	/480†	KTAT-250-480-277 /SF	Fully enclosed, single flex step-down transformer for LED high bay fixtures (250VA or lower)	843654102931	XIM-17



* For factory installation of accessory, add suffix to fixture part number (see ordering examples and instructions on last page of spec sheet).

† Factory installation of step-down transformer units will automatically include any relevant mounting bracket.

‡ Step-down transformers cannot be ordered in conjunction with standard SJTOW cord set options (contact Keystone sales rep for available custom options if needed).

HB-LED-1.5-80-8XX-P /G2

LED HIGH BAY FIXTURE

ORDERING INFORMATION

ORDER CODE	PACK QTY.	UPC	EASY CODE
HB-LED-1.5-80-840-P /G2	1	843654136981	STZ-71
HB-LED-1.5-80-850-P /G2	1	843654136998	WXV-89

FIXTURE CATALOG NUMBER BREAKDOWN

HB-LED-1.5-80-8XX-P /G2

1	2	3	4	5	6	7	8
---	---	---	---	---	---	---	---

- 1 High Bay Fixture
- 2 LED
- 3 Nominal Length
- 4 Wattage
- 5 80 CRI
- 6 CCT
- 7 Premium Series
- 8 2nd Generation

ORDERING EXAMPLES

FIXTURE WITH MULTIPLE FACTORY-INSTALLED ACCESSORIES*

HB-LED-1.5-80-8XX-P /G2/PIR2/L715P6/EM5/WG-4

FIXTURE WITH MULTIPLE FACTORY-INSTALLED ACCESSORIES*

HB-LED-1.5-80-8XX-P /G2/PIR2/EM5/WG-4/480

FIXTURE WITH TWO FACTORY-INSTALLED ACCESSORIES*

HB-LED-1.5-80-8XX-P /G2/PIR2/480

FIXTURE WITH SINGLE FACTORY-INSTALLED ACCESSORY

HB-LED-1.5-80-8XX-P /G2/PIR2

FIXTURE WITH NO FACTORY-INSTALLED ACCESSORIES

HB-LED-1.5-80-8XX-P /G2

KEYSTONE FIXTURE

CATALOG NUMBER
HB-LED-1.5-80-8XX-P /G2

SENSORS AND CONTROLLERS

SUFFIX	CATALOG NUMBER
✓ /PIR2	KTS-PIR2-UV-KO

CORD SETS

SUFFIX	CATALOG NUMBER
✓ /L715P6	KT-CS-L715P-6-16/3

EMERGENCY BACKUP

SUFFIX	CATALOG NUMBER
✓ /EM5	KT-EMRG-LED-5C-500-EN /DF

MOUNTS AND BRACKETS

SUFFIX	CATALOG NUMBER
✓ /WG-4	KT-HBLED-WG-4-KIT /G2

STEP-DOWN TRANSFORMERS

SUFFIX	CATALOG NUMBER
✓ /480	KTAT-250-480-277 /SF

*When ordering more than one factory-installed accessory, use multiple suffixes as shown in the ordering examples above.
Note: All accessories can also be ordered separately for field installation using just their regular Catalog Number, UPC, or Easy Code.

Note: Step-down transformers cannot be ordered in conjunction with standard SJTOW cord set options (contact Keystone sales rep for available custom options if needed).