

BPL-LED-22C-35PS-8CSA

LED PANEL LIGHT FIXTURES



35/30/20W 2X2 LED Panel Light, Wattage Selectable and CCT Selectable,
120–277V Input, 3500/4000/5000K, 0-10V Dimming, Backlit Design

PRODUCT FEATURES

- Features CCT Selectable technology. Adjust CCT between 3500/4000/5000K
- Features Wattage Selectable technology. Adjust power between 35/30/20W
- Extruded aluminum frame with precision laser welded corners and satin white powder coating
- Suitable for recessed or surface mount (with optional accessories)
- Construction features precise optical lenses over each individual LED, offering optimal light diffusion and consistent surface illumination, with no risk of yellowing over product lifetime
- UL Certified for Dry/Damp locations
- 0-10V dimmable LED driver with built-in junction box
- Over 50% energy savings compared to traditional fluorescent troffers
- Operating temp range -20°C/-4°F to 40°C/104°F
- IC Rated



5 YEAR
WARRANTY

PERFORMANCE SPECIFICATIONS

Catalog Number	Nominal Size	Selectable Wattage	Selectable CCT	Lumens	Efficacy	Input Voltage	Dimmable	CRI
BPL-LED-22C-35PS-8CSA	2' x 2'	35	3500K	3950	113 lm/W	120-277V	0-10V	>80
			4000K	4200	120 lm/W			
			5000K	4000	114 lm/W			
		30	3500K	3450	115 lm/W			
			4000K	3700	123 lm/W			
			5000K	3500	117 lm/W			
		20	3500K	2400	120 lm/W			
			4000K	2600	130 lm/W			
			5000K	2450	123 lm/W			

* Preset to (5000K)

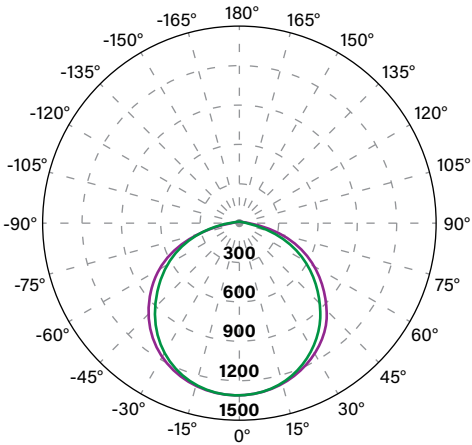
* Color Uniformity: CCT (Correlated Color Temperature) range as per guidelines outlined in ANSI C78.377-2017.

BPL-LED-22C-35PS-8CSA

LED PANEL LIGHT FIXTURES

PHOTOMETRIC SPECIFICATIONS

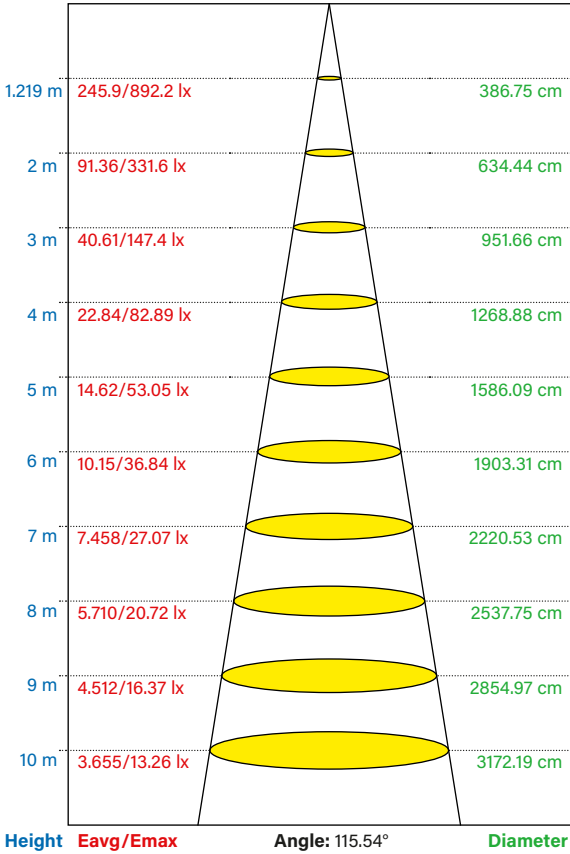
POLAR CANDELA DISTRIBUTION



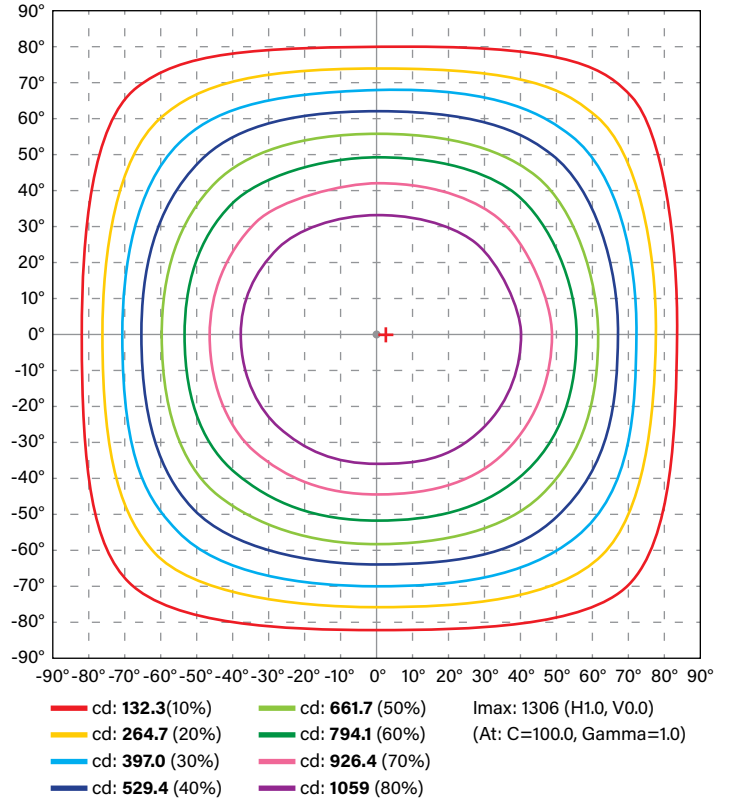
Average beam angle (50%) : **117.8°** **1 Violet** C0/180, 121.4
 Unit: **cd** **2 Green** C90/270, 114.2

FLUX CHART

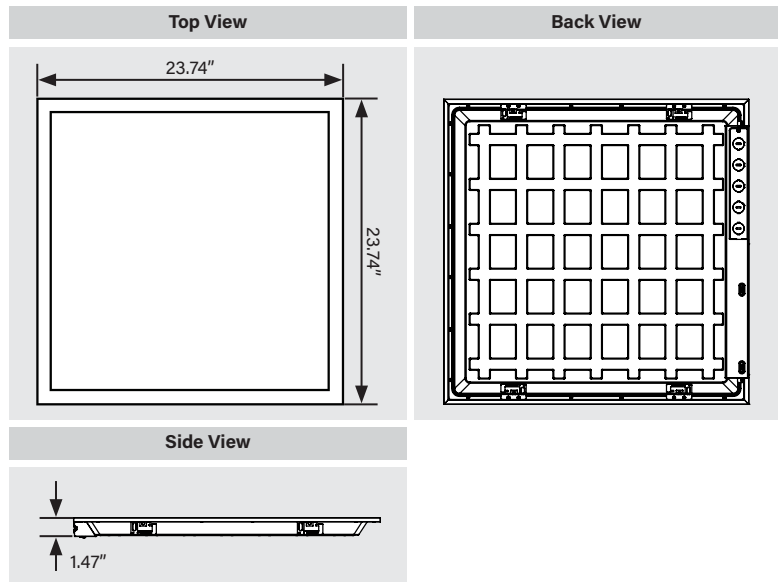
Flux Out: 2940 lm



ISOCANDELA PLOT



PHYSICAL SPECIFICATIONS



ORDERING INFORMATION

CATALOG NUMBER	CARTON QTY.	EASY CODE	UPC	DLC PRODUCT ID
BPL-LED-22C-35PS-8CSA	2	KDJ-37	843654161990	TBD