

RH-LED-12-100-8XX-P /G2

ROUND LED HIGH BAY FIXTURE



100W, 120-277V input, 0-10V Dimming



5 YEAR
WARRANTY

PRODUCT FEATURES

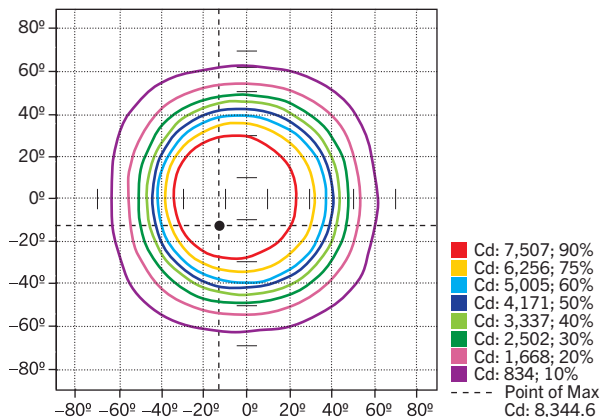
- Includes screw-in receptacle for easy sensor and control installation.
- Powered by 0-10V dimming LED driver
- Ring-bolt mounting accessory included
- 6' cord for power input and dimming wires
- Powder-coated aluminum housing; Polycarbonate lens
- Ribbed lens to reduce glare
- Low optical flicker
- Built-in 6kV surge protection
- LED lifetime: L70 >100,000 hours @ 25°C fixture ambient
- Ambient operating temperature: -40°C/-40°F to 50°C/122°F
- IP65 rated, wet location

PERFORMANCE SPECIFICATIONS

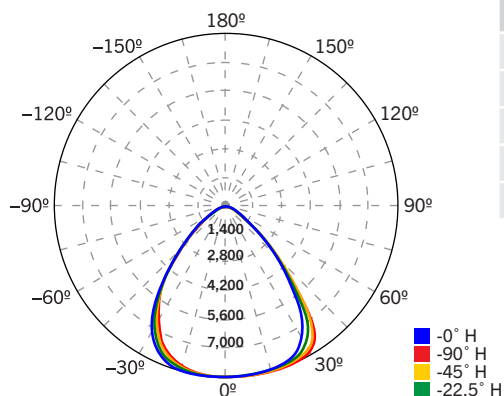
Catalog Number	Input Voltage	Wattage	Color Temperature	Lumen Output	Efficacy	Rated Life	CRI	Power Factor
RH-LED-12-100-840-P /G2	120-277V	100W	4000K	15,700	157 lm/W	50,000 hrs	> 80	> 0.9
RH-LED-12-100-850-P /G2			5000K	15,900	159 lm/W			

PHOTOMETRIC SPECIFICATIONS

ISOCANDELA PLOT



POLAR CANDELA DISTRIBUTION



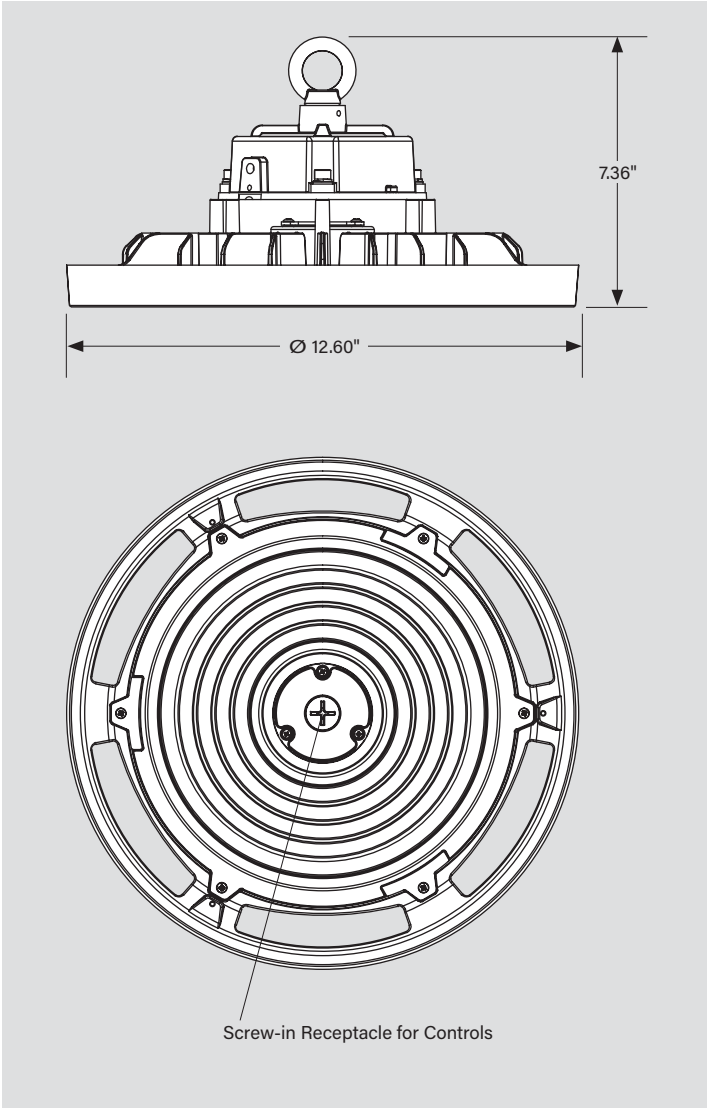
ZONAL LUMEN SUMMARY

Zone	Lumens	% Luminaire
0-30	6,713.2	42.5%
0-40	10,609.4	67.2%
0-60	14,760.4	93.5%
60-90	1,004.4	6.4%
0-90	15,793.5	100%

RH-LED-12-100-8XX-P /G2

ROUND LED HIGH BAY FIXTURE

PHYSICAL SPECIFICATIONS




RH-LED-12-100-8XX-P /G2

ROUND LED HIGH BAY FIXTURE

ACCESSORIES

SENSORS

Factory-Installable OR Field-Installable (field-installable purchased separately)

✓	SUFFIX*	CATALOG NUMBER	DESCRIPTION	UPC	EASY CODE
	/FC3	KTSL-FC3-12V-PKO-PIR	Bluetooth mesh screw-in PIR occupancy sensor with built-in fixture controller for SmartLoop system 	843654138862	OCW-60
	/PIR-A	KTS-PIR3-12V-PKO /A	Screw-in PIR sensor, preset for 1 min hold time, 3 min standby time at 30% dim, daylight disabled	843654133638	RXQ-30
	/PIR-B	KTS-PIR3-12V-PKO /B	Screw-in PIR sensor, preset for 5 min hold time, 10 min standby time at 10% dim, daylight disabled	843654133645	LEF-34
	/MW3-A	KTS-MW3-12V-PKO /A	Screw-in microwave sensor, preset for 1 min hold time, 3 min standby time at 30% dim, daylight disabled	843654133317	XYR-25
	/MW3-B	KTS-MW3-12V-PKO /B	Screw-in microwave sensor, preset for 5 min hold time, 10 min standby time at 10% dim, daylight disabled	843654133324	SPF-37

* For factory installation of accessory, add suffix to fixture part number (see ordering examples and instructions on last page of spec sheet).



Field-Installable / Field-Use ONLY (purchased separately)

CATALOG NUMBER	DESCRIPTION	UPC	EASY CODE
KTS-MW3-REMOTECONTROL	Remote control for KTS-MW3-12V-PKO /A or /B and KTS-PIR3-12V-PKO /A or /B sensors, used to set and adjust all sensor settings	843654132020	XSR-61

CORD SETS & PLUGS

Factory-Installable OR Field-Installable (field-installable purchased separately)

✓	SUFFIX*	CATALOG NUMBER	DESCRIPTION	UPC	EASY CODE
	/L515P	KT-P-L515P	125V NEMA L5-15P twist lock plug	843654123486	GEW-06
	/L615P	KT-P-L615P	250V NEMA L6-15P twist lock plug	843654138619	VPX-09
	/L715P	KT-P-L715P	277V NEMA L7-15P twist lock plug	843654123493	ETV-78

* For factory installation of accessory, add suffix to fixture part number (see ordering examples and instructions on last page of spec sheet).

Note: For cord sets not listed here, please contact your Keystone sales rep.

EMERGENCY BACKUP

Factory-Installable OR Field-Installable (field-installable purchased separately)

✓	SUFFIX*	CATALOG NUMBER	DESCRIPTION	UPC	EASY CODE
	/EM	KT-EMRG-LED-40SD-5000-CEN /SF	One Piece 40W Constant Wattage Design with Self Diagnostics. Approx 5000 lumens, Single Flex Cable with Included J-Box, 120-277V Input. CEC T20 Compliant.	843654144320	UGW-62

* For factory installation of accessory, add suffix to fixture part number (see ordering examples and instructions on last page of spec sheet).

† Factory installation of emergency backup units will automatically include any relevant mounting bracket.

(Accessories continued on next page)

RH-LED-12-100-8XX-P /G2

ROUND LED HIGH BAY FIXTURE

ACCESSORIES (continued)

MOUNTS AND BRACKETS

Factory-Installable OR Field-Installable (field-installable purchased separately)

✓	SUFFIX*	CATALOG NUMBER	DESCRIPTION	UPC	EASY CODE
	/WG	KT-RHLED-WG-1-KIT /G2	Thick steel wire guard, premium powdercoat construction, includes mounting hardware, fits all "12C" sized high bay fixtures	843654133263	NPV-09



KT-RHLED-WG-2-KIT /G2

* For factory installation of accessory, add suffix to fixture part number (see ordering examples and instructions on last page of spec sheet).

Field-Installable / Field-Use ONLY (purchased separately)

CATALOG NUMBER	DESCRIPTION	UPC	EASY CODE
KT-RHLED-SM-1-KIT /G2	Steel surface mount kit, includes mounting hardware, fits all "12C" sized high bay fixtures	843654133249	JXD-63
KT-RHLED-JBOX-PM /G2	J-Box, optimized for pole pendant and step down transformer applications, fits all round LED high bay fixtures	843654133300	RAQ-94
KT-RHLED-AR90-1-KIT /G2	Aluminum dome reflector, 90 beam angle, includes mounting hardware, fits all "12C" sized high bay fixtures	843654133287	ZOV-89
KT-RHLED-CL90-1-KIT /G2	Clear polycarbonate dome reflector with bottom lens, 90 beam angle, includes mounting hardware, fits all "12C" sized high bay fixtures	843654133614	FVZ-16



Surface Mount Kit
KT-RHLED-SM-1-KIT /G2

J-Box
KT-RHLED-JBOX-PM /G2




Aluminum Dome Reflector
KT-RHLED-AR90-1-KIT /G2

Clear polycarbonate dome reflector
KT-RHLED-CL90-1-KIT /G2

STEP DOWN TRANSFORMER

Factory-Installable OR Field-Installable (field-installable purchased separately)

✓	SUFFIX*	CATALOG NUMBER	DESCRIPTION	UPC	EASY CODE
	/480	KTAT-250-480-277 /SF	Fully enclosed, single flex step-down transformer for LED high bay fixtures (250VA or lower)	843654102931	XIM-17



KTAT-250-480-277 /SF

RH-LED-12-100-8XX-P /G2

ROUND LED HIGH BAY FIXTURE

ORDERING INFORMATION

ORDER CODE	PACK QTY.	UPC	Easy Code
RH-LED-12-100-840-P /G2	1	TBD	TBD
RH-LED-12-100-850-P /G2	1	TBD	TBD

CATALOG NUMBER BREAKDOWN

RH-LED-12-100-8XX-P /G2


1	2	3	4	5	6	7	8
---	---	---	---	---	---	---	---

- 1 Round High Bay Fixture
- 2 LED
- 3 12" Nominal Size
- 4 Wattage
- 5 80 CRI
- 6 CCT
- 7 Premium Series
- 8 Generation 2

ORDERING EXAMPLES


FIXTURE WITH MULTIPLE FACTORY-INSTALLED ACCESSORIES*

RH-LED-12-100-8XX-P /G2 /FC3/L515P/EM/WG/480




FIXTURE WITH MULTIPLE FACTORY-INSTALLED ACCESSORIES*

RH-LED-12-100-8XX-P /G2 /FC3/EM/WG




FIXTURE WITH TWO FACTORY-INSTALLED ACCESSORIES*

RH-LED-12-100-8XX-P /G2 /FC3/L515P




FIXTURE WITH SINGLE FACTORY-INSTALLED ACCESSORY

RH-LED-12-100-8XX-P /G2 /FC3



FIXTURE WITH NO FACTORY-INSTALLED ACCESSORIES

RH-LED-12-100-8XX-P /G2



* When ordering more than one factory-installed accessory, use multiple suffixes as shown in the ordering examples above.
Note: All accessories can also be ordered separately for field installation using just their regular Catalog Number, UPC, or Easy Code.

KEYSTONE FIXTURE

CATALOG NUMBER
RH-LED-12-100-8xx-P /G2

SENSORS

SUFFIX	CATALOG NUMBER
✓ /FC3	KTSL-FC3-12V-PKO-PIR

CORD SETS

SUFFIX	CATALOG NUMBER
✓ /L515P	KT-P-L515P

EMERGENCY BACKUP

SUFFIX	CATALOG NUMBER
✓ /EM	KT-EMRG-LED-40SD-5000-CEN /SF

MOUNTS AND BRACKETS

SUFFIX	CATALOG NUMBER
✓ /WG	KT-RHLED-WG-1-KIT /G2

STEP DOWN TRANSFORMER

SUFFIX	CATALOG NUMBER
✓ /480	KTAT-250-480-277 /SF