

VT-LED-4A-75PS-8CSA

LED VAPORTIGHT FIXTURE



4' LED Vaportight Fixture, 120–277V Input,
Frosted Lens, 0–10V Dimming

PRODUCT FEATURES

- CCT Selection: Adjust CCT between 3500K, 4000K, or 5000K
- Wattage Selection: Adjust Wattage between 75W, 64W, and 44W
- Powered by 0–10V dimming LED drivers
- Traditional design, narrow body, Vapor Tight fixture, suitable for rugged, demanding applications
- Available with optional integral occupancy sensor accessory
- Ambient operating temperature: –20°C/–4°F to 50°C/122°F
- IP66, suitable for wet location
- ETL Sanitation Listed NSF/ANSI Standard 2 - Food Equipment, Splash Zone (Not for Direct Food Zone)
- THD: < 20%
- Power factor > 0.95



10 YEAR
LIMITED WARRANTY

Disclaimer: Not suitable for car wash applications or other applications with similar heavy pressure spray and/or splashing considerations with cleaning chemicals such as petrochemical detergents (aka soaps), chlorine, and/or humidity typically above 85% for prolonged periods

POWER AND COLOR TEMPERATURE SELECTABILITY

- CCT Selection: Adjustable CCT (3500K/4000K/5000K)
- Wattage Selection: Adjustable Wattage (75W/64W/44W)

PRODUCT SPECIFICATIONS

| Catalog Number | Input Voltage | Wattage | Color Temperature | Lumens | Efficacy | Rated Life | CRI | Power Factor |
|----------------------|---------------|---------|-------------------|--------|----------|------------|-----|--------------|
| VT-LED-4A-75PS-8CSA* | 120-277V | 75W | 3500K | 9,750 | 130 lm/W | 50,000 hrs | >80 | >0.9 |
| | | | 4000K | 9,825 | 131 lm/W | | | |
| | | | 5000K | 9,900 | 132 lm/W | | | |
| | | 64W | 3500K | 8,512 | 133 lm/W | | | |
| | | | 4000K | 8,576 | 134 lm/W | | | |
| | | | 5000K | 8,640 | 135 lm/W | | | |
| | | 44W | 3500K | 6,160 | 140 lm/W | | | |
| | | | 4000K | 6,204 | 141 lm/W | | | |
| | | | 5000K | 6,248 | 142 lm/W | | | |

ONE CATALOG NUMBER WITH 9 DIFFERENT OPTIONS

* Preset to highest lumen output (75W / 5000K)

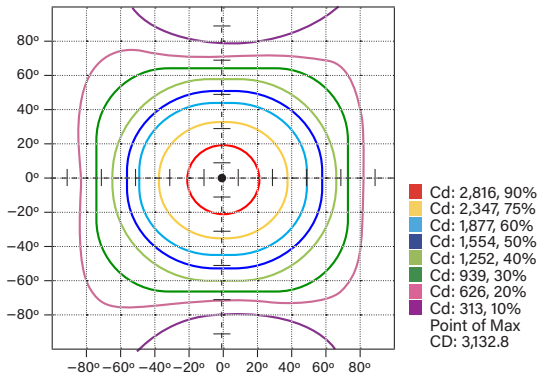
* Color Uniformity: CCT (Correlated Color Temperature) range as per guidelines outlined in ANSI C78.377-2017.

VT-LED-4A-75PS-8CSA

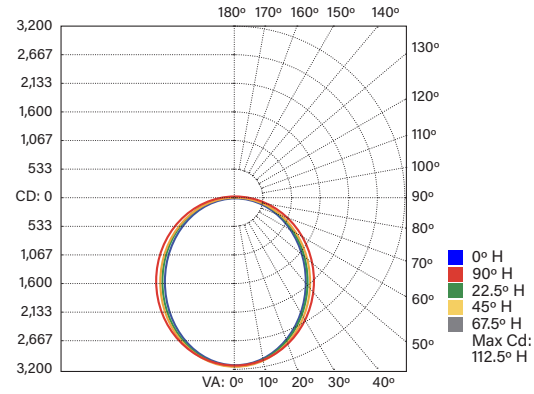
LED VAPORTIGHT FIXTURE

PHOTOMETRIC SPECIFICATIONS

ISOCANDELA PLOT



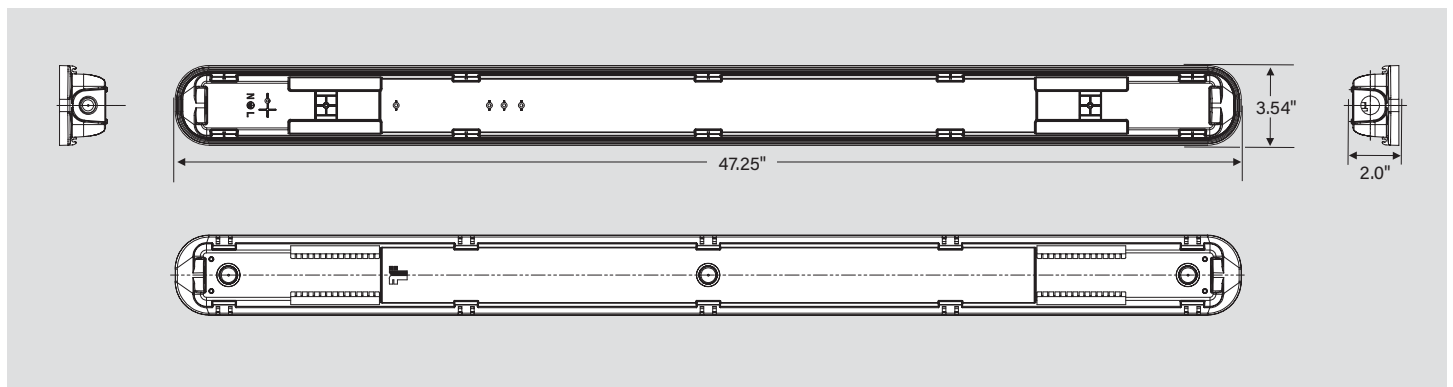
POLAR CANDELA DISTRIBUTION



ZONAL LUMEN SUMMARY

| Zone | Lumens | % Luminaire |
|--------|---------|-------------|
| 0-30 | 2,355.8 | 24.9% |
| 0-40 | 3,815.7 | 40.3% |
| 0-60 | 6,679.3 | 70.5% |
| 60-90 | 2,294.3 | 24.2% |
| 70-100 | 1,439.1 | 15.2% |
| 90-120 | 439.3 | 4.6% |
| 0-90 | 8,973.5 | 94.7% |
| 90-180 | 499.7 | 5.3% |
| 0-180 | 9,473.3 | 100% |

PHYSICAL SPECIFICATIONS



VT-LED-4A-75PS-8CSA

LED VAPORTIGHT FIXTURE

ACCESSORIES

SENSORS

Factory-Installable OR Field-Installable (field-installable purchased separately)

| ✓ | SUFFIX* | CATALOG NUMBER | DESCRIPTION | UPC | EASY CODE |
|---|---------|------------------|--|--------------|-----------|
| | /MW3 | KTS-MW3-UV-KO-K2 | Microwave Multifunction Occupancy/Daylight Sensor Kit, Includes 120-277V input to 12V DC convertor, IP65 12V input sensor head, nomex sleeve, extension neck | 843654134352 | TBV-76 |




Microwave Sensor Kit
KTS-MW3-UV-KO-K2

* FOR FACTORY INSTALLATION OF ACCESSORY, ADD SUFFIX TO FIXTURE PART NUMBER (SEE ORDERING EXAMPLES AND INSTRUCTIONS ON LAST PAGE OF SPEC SHEET).

CORD SETS

Factory-Installable OR Field-Installable (field-installable purchased separately)

| ✓ | SUFFIX* | CATALOG NUMBER | DESCRIPTION | UPC | EASY CODE |
|---|----------|---------------------|---|--------------|-----------|
| | /515P6 | KT-CS-515P-6-18/3 | Cord set for high bay; 125V NEMA 5-15P; straight blade plug; 6' SJTOW cable; 18/3 wire | 843654140124 | UKH-26 |
| | /L715P10 | KT-CS-L715P-10-16/3 | Cord set for high bays; 277V NEMA L7-15P; twist lock plug; 10' SJTOW cable; 16/3 wire | 843654140131 | SFV-88 |
| | /L615P10 | KT-CS-L615P-10-16/3 | Cord set for high bays; 250V NEMA L6-15P; twist lock plug; 10' SJTOW cable; 16/3 wire | 843654140148 | ZQS-05 |
| | /L515P10 | KT-CS-L515P-10-16/3 | Cord set for high bays; 125V NEMA L5-15P; twist lock plug; 10' SJTOW cable; 16/3 wire | 843654140155 | GVH-22 |
| | /L715P6 | KT-CS-L715P-6-16/3 | Cord set for high bays; 277V NEMA L7-15P; twist lock plug; 6' SJTOW cable; 16/3 wire | 843654140162 | DVU-44 |
| | /L615P6 | KT-CS-L615P-6-16/3 | Cord set for high bays; 250V NEMA L6-15P; twist lock plug; 6' SJTOW cable; 16/3 wire | 843654140179 | LCW-66 |
| | /L515P6 | KT-CS-L515P-6-16/3 | Cord set for high bays; 125V NEMA L5-15P; twist lock plug; 6' SJTOW cable; 16/3 wire | 843654140186 | POC-82 |
| | /NP10 | KT-CS-NP-10-16/3 | Cord for high bays; no plug; inners 1/2" strip on both ends; 10' SJTOW cable; 16/3 wire | 843654140193 | YOH-90 |
| | /NP6 | KT-CS-NP-6-16/3 | Cord for high bays; no plug; inners 1/2" strip on both ends; 6' SJTOW cable; 16/3 wire | 843654140216 | HUB-73 |
| | /NP15 | KT-CS-NP-15-16/3 | Cord for high bays; no plug; inners 1/2" strip on both ends; 15' SJTOW cable; 16/3 wire | 843654140209 | EYD-18 |



Cord Sets

* FOR FACTORY INSTALLATION OF ACCESSORY, ADD SUFFIX TO FIXTURE PART NUMBER (SEE ORDERING EXAMPLES AND INSTRUCTIONS ON LAST PAGE OF SPEC SHEET).
NOTE: FOR CORD SETS NOT LISTED HERE, PLEASE CONTACT YOUR KEYSTONE SALES REP.

MOUNTS AND BRACKETS

Field-Installable / Field-Use ONLY (purchased separately)

| CATALOG NUMBER | DESCRIPTION | UPC | EASY CODE |
|----------------------|---|--------------|-----------|
| KT-VTLED-45SM-1-KIT | 45° steel surface mount kit for all Keystone vapor tight fixtures | 843654123455 | JDN-49 |
| KT-VTLED-TPSCREW-KIT | Screws for tamper-proofing vapor tight fixtures. Includes 14 screws | TBD | TBD |



Screws
KT-VTLED-TPSCREW-KIT

(Accessories continued on next page)

VT-LED-4A-75PS-8CSA

LED VAPORTIGHT FIXTURE

ACCESSORIES (continued)

EMERGENCY BACKUP

Factory-Installable OR Field-Installable (field-installable purchased separately)

| ✓ | SUFFIX* | CATALOG NUMBER | DESCRIPTION | UPC | EASY CODE |
|---|---------|----------------------|---|--------------|-----------|
| | /EM5 | KT-EMRG-LED-5C-500 | 5W, 500 lumen Smart Safe emergency backup | 843654103099 | JTR-48 |
| | /EM12 | KT-EMRG-LED-12C-1200 | 12W, 1200 lumen Smart Safe emergency backup | 843654103112 | OJQ-32 |



* FOR FACTORY INSTALLATION OF ACCESSORY, ADD SUFFIX TO FIXTURE PART NUMBER (SEE ORDERING EXAMPLES AND INSTRUCTIONS ON LAST PAGE OF SPEC SHEET).
 † FACTORY INSTALLATION OF EMERGENCY BACKUP UNITS WILL AUTOMATICALLY INCLUDE ANY RELEVANT MOUNTING BRACKET.

ORDERING INFORMATION

| Order Code | Pack Quantity | UPC | Easy Code |
|---------------------|---------------|--------------|-----------|
| VT-LED-4A-75PS-8CSA | 1 | 843654135397 | YAW-35 |

CATALOG NUMBER BREAKDOWN

VT-LED-4A-75PS-8CSA

1 2 3 4 5 6 7 8 9


- 1 Vapor Tight Fixture
- 2 LED
- 3 4' Nominal Length
- 4 Shape
- 5 Wattage
- 6 Wattage Selectable
- 7 80 CRI
- 8 CCT Selectable
- 9 CCT Designation

A 3500/4000/5000K

ORDERING EXAMPLES


FIXTURE WITH MULTIPLE FACTORY-INSTALLED ACCESSORIES*

VT-LED-4A-75PS-8CSA/NP10/TPSCREW




FIXTURE WITH TWO FACTORY-INSTALLED ACCESSORIES*

VT-LED-4A-75PS-8CSA/MW3/NP10




FIXTURE WITH SINGLE FACTORY-INSTALLED ACCESSORY

VT-LED-4A-75PS-8CSA/MW3



FIXTURE WITH NO FACTORY-INSTALLED ACCESSORIES

VT-LED-4A-75PS-8CSA



KEYSTONE FIXTURE

| CATALOG NUMBER |
|---------------------|
| VT-LED-4A-75PS-8CSA |

SENSORS

| ✓ | SUFFIX | CATALOG NUMBER |
|---|--------|------------------|
| ✓ | /MW3 | KTS-MW3-UV-KO-K2 |

CORD SETS

| ✓ | SUFFIX | CATALOG NUMBER |
|---|--------|------------------|
| ✓ | /NP10 | KT-CS-NP-10-16/3 |

MOUNTS AND BRACKETS

| ✓ | SUFFIX | CATALOG NUMBER |
|---|----------|----------------------|
| ✓ | /TPSCREW | KT-VTLED-TPSCREW-KIT |

* WHEN ORDERING MORE THAN ONE FACTORY-INSTALLED ACCESSORY, USE MULTIPLE SUFFIXES AS SHOWN IN THE ORDERING EXAMPLES ABOVE.
 NOTE: ALL ACCESSORIES CAN ALSO BE ORDERED SEPARATELY FOR FIELD INSTALLATION USING JUST THEIR REGULAR CATALOG NUMBER, UPC, OR EASY CODE.